

K00A05
Department of Natural Resources – PAYGO

Pay-As-You-Go Capital Budget Summary

(\$ in Thousands)

	<i>FY 2005 Approp.</i>	<i>FY 2006 Approp.</i>	<i>FY 2007 Allowance</i>	<i>Percent Change</i>	<i>DLS Recommd.</i>
Program Open Space					
Land Acquisition and Local Program	\$18,500	\$74,283	\$257,166	246%	\$257,166
Critical Maintenance/Capital Development	5,000	3,559	18,191	411%	18,191
Rural Legacy Program	2,000	14,022	31,050	121%	26,050
Ocean City Beach Maintenance Fund	1,000	1,000	1,000	0%	1,000
Waterway Improvement Program	12,450	20,500	26,000	27%	26,000
Shore Erosion Control Loan Program	500	500	800	60%	800
Total	\$39,450	\$113,864	\$334,207	194%	\$329,207

Fund Source					
Special	17,950	109,364	322,057	194%	322,057
Federal	2,500	4,500	7,150	59%	7,150
PAYGO Subtotal	20,450	113,864	329,207	189%	329,207
GO Bonds	19,000	0	5,000	100%	0
Total	\$39,450	\$113,864	\$334,207	194%	\$329,207

Summary of Issues

Transfer Tax Revenue Provides Record High Program Funding: The fiscal 2007 allowance allocates the full amount of estimated transfer tax revenue to programs as outlined in statute. As a

For further information contact: Amanda M. Mock

Phone: (410) 946-5530

K00A05 – Department of Natural Resources – PAYGO

result, several Department of Natural Resources (DNR) capital programs are funded at record high levels. **DNR should brief the committees on the State’s current land conservation goal as well as the projected impact the fiscal 2007 budget allowance would have on meeting this goal.**

Inadequate Operating Budget Funds to Support Proposed Capital Program Expansion?: While DNR’s fiscal 2007 PAYGO budget allowance provides for historic increases in program funding, DNR’s fiscal 2007 operating budget allowance does not reflect any substantial increases. **DNR and the Department of Budget and Management should be prepared to discuss the apparent disconnect between the reduced positions and minimal funding increases for capital project management in DNR’s fiscal 2007 operating allowance and the significant program funding increases in DNR’s fiscal 2007 PAYGO allowance. DNR should also discuss how it would ensure that a significant increase in fiscal 2007 PAYGO program funding would be spent strategically and expeditiously.**

Dealing with Dwellings on Conservation Land: When the State purchases conservation land in fee simple, existing structures located on the land such as homes and barns are often conveyed as well. In most cases, DNR uses these structures for its own operations or rents them out to interested parties. DNR’s efforts to manage this inventory of structures languished until recently. **DNR should be prepared to discuss the status of its efforts to certify and rehab 163 structures and describe its efforts to minimize the acquisition of additional structures and ensure that newly acquired structures are safe and well managed.**

Summary of Recommended Actions

	<u>Amount</u>
1. Delete \$5.0 million in GO bond funding for the Rural Legacy Program.	\$5,000,000 GO
Total General Obligation Reduction	\$5,000,000

Overview Issues

1. Transfer Tax Revenue Provides Record High Program Funding

As shown in **Exhibit 1**, the fiscal 2007 allowance allocates the full amount of estimated transfer tax revenue to programs as required in statute. As a result, several DNR capital programs are funded at record high levels (see **Exhibit 2**). This significant revenue increase is due to three factors:

- a high fiscal 2007 transfer tax revenue estimate;
- the availability of \$104.5 million in fiscal 2005 transfer tax revenue that was attained over the budget estimate; and
- the absence of 2006 budget reconciliation legislation that seeks to divert these special funds to the general fund.

Exhibit 1 Property Transfer Tax Allocation Fiscal 2007

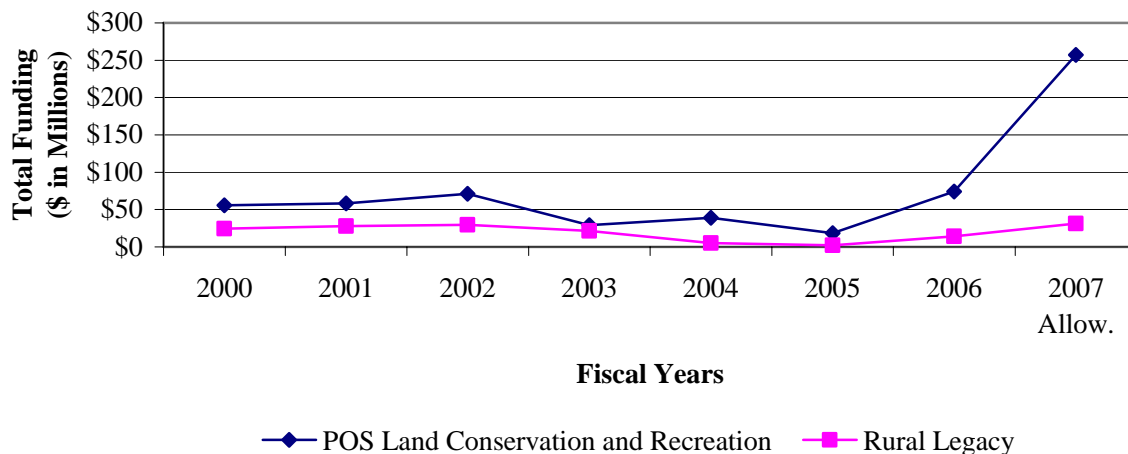
<i>Transfer Tax Revenue Estimate</i>	\$264,491,000
Administrative Expenses (3%)	-7,934,730
Attainment Adjustment (FY 2005)	104,453,151
Total Available for Allocation	\$361,009,421
Program Open Space Allocation (75.15%)	\$271,298,580
Heritage Areas Authority	3,000,000
POS Local	134,149,290
POS State	134,149,290
State Land Acquisition	89,904,397
Rural Legacy	8,000,000
POS Capital Development Eligible*	36,244,893
Additional State Land Acquisition Allocation (1%)	\$3,610,094
Agricultural Land Preservation (17.05%)	\$61,552,106
Rural Legacy (5%)	\$18,050,471
Heritage Conservation Fund (1.8%)	\$6,498,170

*Of this amount, \$19.0 million is for State land acquisition.

POS = Program Open Space

Source: Department of Legislative Services

Exhibit 2
Land Conservation Funding Trends



Source: Department of Legislative Services

Property transfer tax revenues are currently projected to remain robust in future fiscal years. Current revenue projections estimate \$261.3 million in fiscal 2008, \$268.9 million in fiscal 2009, \$279.1 million in fiscal 2010, and \$290.6 million in fiscal 2011.

In a 2004 report to the budget committees, DNR determined that the State’s overarching land conservation goal was 3.6 million acres, or over 50% of the over 6.2 million acres of land in Maryland. As shown in **Exhibit 3**, 1.2 million acres, or 19.7% of Maryland land has been preserved and 1.2 million acres, or 19.3% has been developed.

**Exhibit 3
Total Acres Preserved, Converted, and Developed in Maryland Counties**

	Total Acres of Land				% of County Land	
	Under Easement	Publicly Owned	Preserved	Developed	Preserved	Developed
Allegany	1,446	66,160	67,606	26,502	25.3%	9.9%
Anne Arundel	15,475	21,357	36,832	106,122	13.9%	40.0%
Baltimore	42,221	44,947	87,168	141,311	22.7%	36.7%
Calvert	26,499	6,355	32,855	35,535	24.0%	25.9%
Caroline	33,598	7,341	40,940	15,977	20.0%	7.8%
Carroll	46,076	11,669	57,745	57,742	20.1%	20.1%
Cecil	18,550	14,921	33,471	32,732	15.0%	14.7%
Charles	19,524	18,027	37,551	48,012	12.8%	16.3%
Dorchester	24,746	59,481	84,227	16,735	23.7%	4.7%
Frederick	34,133	30,888	65,022	66,352	15.3%	15.6%
Garrett	7,634	88,526	96,160	29,732	22.9%	7.1%
Harford	38,921	8,911	47,832	69,510	17.0%	24.8%
Howard	18,986	13,366	32,353	58,665	20.1%	36.5%
Kent	26,735	7,656	34,391	10,804	19.3%	6.1%
Montgomery	64,270	50,105	114,376	143,133	36.1%	45.2%
Prince George's	3,902	46,270	50,172	138,514	16.2%	44.8%
Queen Anne's	36,646	6,058	42,704	19,767	18.0%	8.3%
St. Mary's	11,859	7,143	19,003	39,372	8.2%	17.1%
Somerset	15,418	50,534	65,952	12,099	31.9%	5.8%
Talbot	24,560	659	25,218	21,554	14.7%	12.6%
Washington	16,447	35,983	52,430	51,583	17.9%	17.6%
Wicomico	11,738	22,671	34,409	31,754	14.3%	13.2%
Worcester	18,533	43,494	62,027	21,583	20.6%	7.2%
Total	557,919	662,524	1,220,442	1,195,086	19.7%	19.3%

Under Easement: Total acres from individual programs

Publicly Owned: An aggregation on DNR-owned, federal, and local government lands. Military base acreage is not included. From MDP's protected land, Geographic Information System (GIS) data, July 25, 2003.

Preserved: Sum of acres under easement and publicly owned.

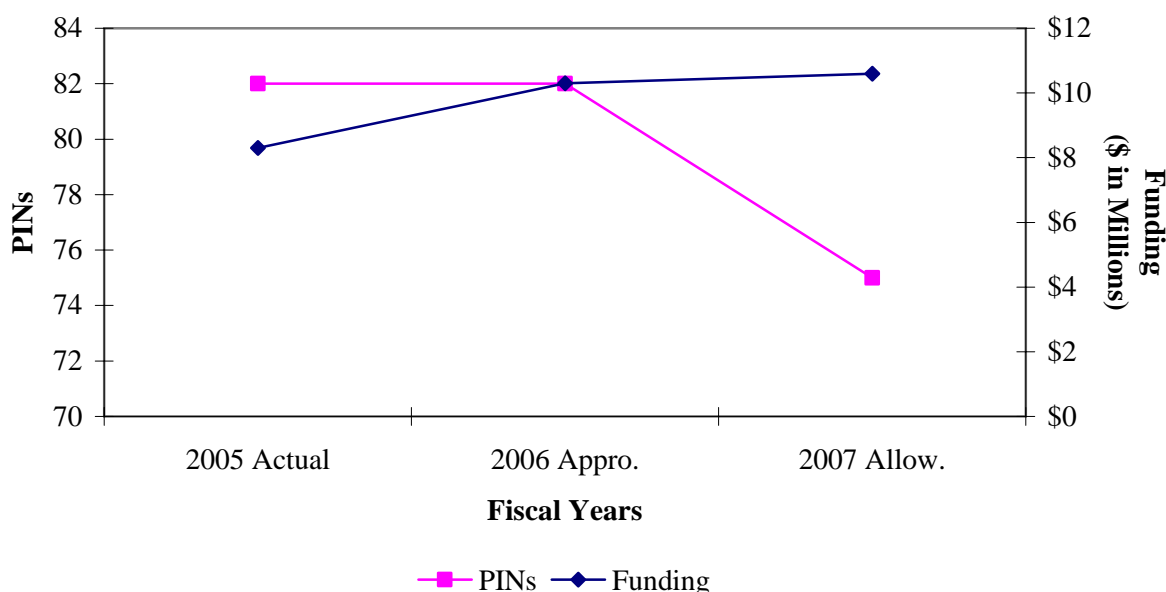
Source: Maryland Department of Planning

DNR should brief the committees on the State's current land conservation goal as well as the projected impact the fiscal 2007 budget allowance would have on meeting this goal.

2. Inadequate Operating Funds to Support Proposed Capital Program Expansion?

While DNR’s fiscal 2007 PAYGO budget allowance provides historic increases in program funding, DNR’s fiscal 2007 operating budget allowance does not reflect any substantial increases to ensure adequate management and expeditious expenditure of these capital funds. As illustrated in **Exhibit 4**, while a slight increase in capital project management funding is provided in fiscal 2007, the total number of PINs decreases by seven, or 8.5%, between fiscal 2005 and 2007.

Exhibit 4
Operating Budget Resources for Capital Project Management
Fiscal 2005 - 2007



Source: Department of Natural Resources

DNR advises that it intends to rely more upon local land trusts and county government partners to spend the significant new capital funding. In the past, these partners have facilitated DNR’s efforts to ensure Rural Legacy and Waterway Improvement program grants and contracts are spent. Program Open Space intends to work more with local governments to target large, contiguous properties within the Green Infrastructure.

DNR and the Department of Budget and Management should be prepared to discuss the apparent disconnect between the reduced positions and minimal funding increases for capital project management in DNR’s fiscal 2007 operating allowance and the significant program funding increases in DNR’s fiscal 2007 PAYGO allowance. DNR should also discuss how it

would ensure that a significant increase in fiscal 2007 PAYGO program funding would be spent strategically and expeditiously.

3. Dealing with Dwellings on Conservation Land

Background

When the State purchases conservation land in fee simple, existing structures located on the land such as homes and barns are often conveyed as well. In most cases, DNR uses these structures for its own operations or rents them out to interested parties. As of February 2006, DNR owned and leased approximately 254 housing units.

DNR's efforts to manage this inventory of structures languished until recently. In the spring of 2005, DNR staff evaluated most of the units in accordance with a standardized set of structural, cultural, and programmatic-related criteria. As a result of this evaluation, DNR determined that it would be prudent to raze 91 of the structures, due to structural safety-related reasons. DNR also determined that 163 structures required a certification to determine the need for corrective rehabilitation actions. The potential corrective actions DNR anticipates include lead or radon remediation, roof replacement, and termite damage repair. As illustrated in **Exhibit 5**, the proposed assessments and corrective actions are estimated to cost \$4.3 million. To date, DNR has earmarked \$2.4 million in fiscal 2006 capital improvement funds to conduct certifications and corrective rehabilitation work. The fiscal 2007 allowance does not provide additional funding for this effort.

Exhibit 5 DNR Owned and Leased Dwellings

	<u>Number of Structures</u>	<u>Estimated Cost</u>
Vacant structures to be razed	91	\$910,000
Structures requiring certification of rehab needs	163	2,940,000
Contingent costs in fiscal 2006		423,495
Total	254	\$4,273,495

Source: Department of Natural Resources

Current Status of Efforts

As of September 2005, DNR had conducted certifications on 77 of the 163 structures. Over the next year, certifications and rehabilitation work will be completed on the remaining 86 structures. DNR plans to defer razing the 91 structures until fiscal 2008, as these dwellings are vacant and do not pose a significant safety risk.

DNR anticipates being responsible for an increasing number of structures in the future. As land is acquired for conservation purposes, DNR advises that it is difficult to avoid acquiring structures on these lands. To help ensure that new structures are adequately managed, DNR intends to increase land acquisition purchase costs to include funds for stabilization of existing structures on the land.

DNR should be prepared to discuss the status of its efforts to certify and rehab 163 structures and describe its efforts to minimize the acquisition of additional structures and ensure that newly acquired structures are safe and well managed.

Program Open Space – Acquisition & Local Program (Statewide)

PAYGO SF	\$253,166,000	Recommendation:	Approve
PAYGO FF	\$4,000,000		

Program Description: Title 5, Subtitle 9 of the Natural Resources Article established Program Open Space (POS) for the purpose of expediting the acquisition of outdoor recreation and open space areas and provision of recreation facilities before land is devoted to other purposes. The POS appropriation has historically been split between State and local government. While both State acquisitions and local grants fund projects that protect open space and provide recreation facilities, State acquisitions tend to place a greater emphasis on natural resource management. State POS funds are allocated for State land acquisition, capital improvements, critical maintenance, and operations. Local recreation and parks departments use local POS funds for acquisition, development, and planning projects.

Primary funding for POS has historically been provided by the State transfer tax of 0.5% of the consideration paid for the transfer of real property from one owner to another. The greater the development pressure, the more transfers, and thus the more transfer tax revenue realized for land conservation and recreation facilities. In recent years, other funding sources such as bond funds and the federal Land and Water Conservation Fund have played an important role in funding this program, as transfer tax revenue has been diverted to the general fund to cover general fund budget shortfalls.

POS administers the Heritage Conservation Fund, which is used to acquire land that provides habitat for rare, threatened, and endangered species through easement or fee simple purchase. In recent years, these funds have been used to protect Bog Turtle habitat and forest dwelling species in Western Maryland. The fund is supported by 1.8% of the annual transfer tax revenue.

Over time, many special projects that are not necessarily related to land acquisition have been given a share of the transfer tax revenue. For example, transfer tax special funds have been earmarked for critical maintenance projects, park operations, and the Ocean City beach maintenance efforts. In addition to siphoning transfer tax revenue away from POS to other projects, subtle shifts in the program’s focus have occurred. For example, an increasing percentage of POS funding has been dedicated to the purchase of conservation easements instead of the purchase of land in fee simple. While easements may be a less expensive conservation method, they do not provide for public outdoors recreation opportunities. These program earmarks and changes in method have shifted this program away from the pure State land acquisition and local park development program it was 30 years ago.

Year Program Began: 1969

K00A05 – Department of Natural Resources – PAYGO

Comments: As illustrated in **Exhibit 6**, the fiscal 2007 allowance provides a total of \$257.2 million: \$253.2 million in transfer tax special funds and \$4.0 million in federal funds. This funding is allocated to several programs: \$113.0 million for State land conservation efforts, \$136.1 million for local land conservation and recreation programs, \$6.5 million for the Heritage Conservation Fund, and \$1.5 million for park operation and maintenance in Baltimore City. The \$4.0 million in federal funds would be evenly split between the State and local governments for land acquisition.

Exhibit 6
Program Open Space Fiscal 2007 Allowance

	<u>Transfer Tax Special Funds</u>	<u>Federal Funds</u>	<u>Total</u>
POS – State Share			
Land Acquisition	\$111,018,384	\$2,000,000	\$113,018,384
Baltimore City Direct Grant	1,500,000	0	1,500,000
POS – Local Share			
Land Acquisition/Development	134,149,290	2,000,000	136,149,290
Heritage Conservation Fund	6,498,170	0	6,498,170
Total	\$253,165,844	\$4,000,000	\$257,165,844

Note: This chart excludes critical maintenance, capital development, Ocean City beach maintenance, and dam repair funds.

Source: Fiscal 2007 budget book

As shown in **Exhibit 7**, the fiscal 2007 allowance provides \$111.0 million for State land acquisition – a significant increase from previous years.

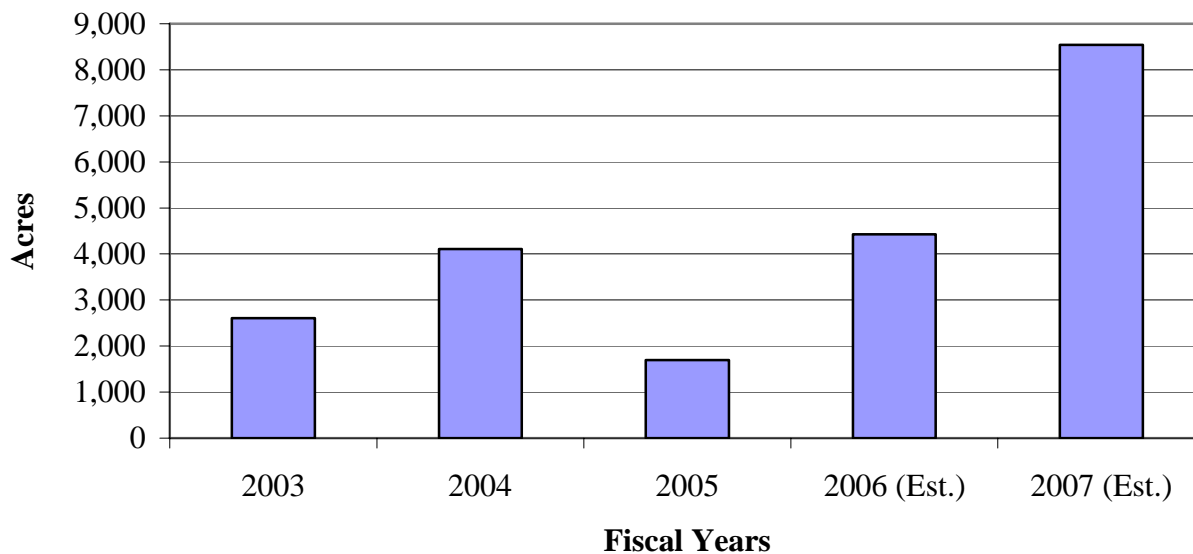
Exhibit 7
POS State Land Acquisition
(\$ in Millions)

	<u>Special Funds</u>	<u>Federal Funds</u>	<u>GO Bonds</u>	<u>Total</u>
Fiscal 2003	\$7.4	\$1.0	\$0.0	\$8.4
Fiscal 2004	0.0	1.0	12.7	13.7
Fiscal 2005	0.0	1.0	0.0	1.0
Fiscal 2006	23.1	2.0	0.0	25.1
Fiscal 2007	111.0	2.0	0.0	112.0

Source: Budget Books, fiscal 2005, 2006 and 2007

Program Performance Analysis: As illustrated in **Exhibit 8**, DNR is anticipating a significant increase in POS acquisition acres approved by the Board of Public Works in fiscal 2007. **In light of the proposed significant increase in fiscal 2007 funding, DNR should discuss whether it will be able to expend the funds in a timely manner.**

Exhibit 8
POS Acquisition Acres Approved by the Board of Public Works



Source: Fiscal 2006 and 2007 Budget Books

Program Open Space Fund Data

(\$ in Millions)

<i>Description</i>	<i>2005 Approp.</i>	<i>2006 Approp.</i>	<i>2007 Request</i>	<i>2008 Estimate</i>	<i>2009 Estimate</i>	<i>2010 Estimate</i>	<i>2011 Estimate</i>
PAYGO SF	\$0.000	\$70.283	\$253.166	\$216.838	\$166.241	\$172.919	\$180.482
PAYGO FF	2.000	4.000	4.000	2.000	2.000	2.000	2.000
GO Bonds	16.500	0.000	0.000	0.000	0.000	0.000	0.000
Total	\$18.500	\$74.283	\$257.166	\$218.838	\$168.241	\$174.919	\$182.482

Recommended Actions

1. Concur with Governor's allowance.

Fiscal 2007 Proposed Local Program Open Space Projects

<u>County</u>	<u>Amount</u>
Allegany	\$1,493,363
Anne Arundel	16,146,827
Baltimore	18,186,282
Calvert	1,619,537
Caroline	706,774
Carroll	3,639,805
Cecil	1,879,814
Charles	3,320,360
Dorchester	612,424
Frederick	3,849,424
Garrett	757,694
Harford	5,390,659
Howard	9,537,751
Kent	455,572
Montgomery	24,291,035
Prince George's	20,606,240
Queen Anne's	987,019
St. Mary's	1,837,585
Somerset	437,299
Talbot	1,040,457
Washington	2,867,918
Wicomico	1,902,666
Worcester	1,893,480
Baltimore City	10,689,305
Total	\$134,149,290

Fiscal 2006 Local Program Open Space Project Status

<u>County</u>	<u>Amount</u>
Allegany	\$497,085
Anne Arundel	5,396,156
Baltimore	6,073,590
Calvert	541,478
Caroline	234,950
Carroll	1,220,153
Cecil	624,304
Charles	1,101,972
Dorchester	202,065
Frederick	1,286,923
Garrett	252,268
Harford	1,801,703
Howard	3,188,611
Kent	151,690
Montgomery	8,125,622
Prince George's	6,859,263
Queen Anne's	331,171
St. Mary's	608,918
Somerset	144,492
Talbot	346,063
Washington	950,000
Wicomico	634,937
Worcester	624,777
Baltimore City	3,554,925
Total	\$44,753,116

Program Open Space Critical Maintenance Projects and Capital Development (Statewide)

PAYGO SF	\$16,041,000	Recommendation:	Approve
PAYGO FF	\$2,150,000		

Program Description: State law allows up to 25% of the Program Open Space (POS) funds allocated to the State to be used for development projects and for operating expenses at State forests and parks. The Department of Natural Resources (DNR) maintains over 1,200 buildings, hundreds of miles of roadway, parking lots, and a variety of water associated facilities that serve millions of visitors annually. Critical maintenance projects include structural repairs to buildings, bridge repairs, well and septic system replacement, and road and utility repairs. According to DNR, there is a \$24 million backlog in necessary critical maintenance and capital improvement projects at State forests and parks.

The Natural Resources Development Fund (NRDF) provides support to design and construct development projects on DNR property. Development projects include shower buildings, building renovations, road parking and trail improvements, and general park improvements.

The Dam Rehabilitation Program was initiated in fiscal 1999 to address the major repair needs at 13 of DNR's 29 dams. Through fiscal 2006, 7 dams have been repaired. The dams scheduled for repair through the program have been identified by the Maryland Department of the Environment's Dam Safety Division as needing immediate repairs. The repairs may include conducting assessments; developing emergency warning plans; and repairing spillways, sluice gates, and access roads.

Comments: The fiscal 2007 PAYGO allowance provides the following funds:

- **Critical Maintenance (\$4,000,000)** – To address approximately 92 maintenance projects across the State. The maintenance projects proposed have been evaluated by the Department of General Services and placed into one of three categories: fineable code violations with serious life safety issues; destruction of related assets if maintenance is not completed; and accelerated deterioration of the asset will occur if project is not completed or project is at the end of normal life expectancy.
- **NRDF/Capital Development (\$12,551,000)** – To complete the following seven projects:
 - Construction of a replacement Madonna Ranger Station in Harford County (\$1,755,000);

K00A05 – Department of Natural Resources – PAYGO

- Construction of a comfort station at Point Lookout State Park in St. Mary’s County (\$950,000);
 - Reconstruction of the Officers Quarters at Fort Frederick State Park in Washington County (\$2,296,000);
 - Construction of a pavilion at Wye Oak State Park in Talbot County (\$550,000);
 - Extension of the Western Maryland Rail Trail in Allegany County (\$4,600,000);
 - Remediation of lead shot in Seneca Creek State Park in Montgomery County (\$835,000); and
 - Construction of a beach services building in the Hammerman area of Gunpowder Falls State Park in Baltimore County (\$1,565,000).
- **Ocean City Beach Maintenance (\$1,000,000)** – For the State’s annual share of maintenance costs associated with beach maintenance.
 - **Dam Rehabilitation (\$640,000)** – To assess, design, and repair the Bloede (\$300,000) and Daniels (\$340,000) dams located in Patapsco Valley State Park.

DNR should be prepared to discuss why the total costs associated with the Gunpowder Falls and Fort Frederick State park projects have escalated significantly over the past two years.

Program Performance Analysis: DNR’s Managing for Results plan does not include any performance measures that track progress toward addressing DNR’s \$24 million backlog of critical maintenance and capital improvement projects. **DNR should discuss the criteria that differentiate critical maintenance projects from capital development projects, the status of the critical maintenance/capital development backlog, and the possibility of including a performance measure that tracks progress toward addressing the backlog. Given the critical maintenance backlog, DNR should comment on the need to dedicate additional funds to this purpose, as well as DNR’s capacity to manage additional critical maintenance funds.**

Recommended Actions

1. Concur with Governor’s allowance.

Executive’s Operating Budget Impact Statement

(\$ in Thousands)

	FY 2007	FY 2008	FY 2009	FY 2010	FY 2011
Estimated Operating Costs	0	72	96	70	74
Estimated Staffing	0	0	0	0	0

Fiscal 2007 Proposed Critical Maintenance Projects

<u>Location</u>	<u>Project Name</u>	<u>Cost</u>
Assateague S.P.	Pave Parking Lot – Marina	\$34,000
Bear Creek Hatchery	Replace Garage Doors – Upper Bldg.	18,000
Bear Creek Hatchery	Renovate Storage Building	74,000
Cedarville Fish Hatchery	Replace Windows and Doors – S. Region Office	15,000
Cedarville Fish Hatchery	Electric Installation to Pole Barn	7,000
Crisfield Marine Terminal	Resurface Roads and Lots	20,000
Cunningham Falls S.P.	Floor Repair – Concession Building	12,000
Cunningham Falls S.P.	Renovation of Manor Shop	25,000
Dan's Mountain S.P.	Rebuild Mountain Top Shelter	24,000
Deal Island W.M.A.	Road Improvement DIWMA	38,000
Deep Creek Lake S.P.	Resurface Lot – Maintenance Shop	17,000
Deep Creek Lake S.P.	Resurface Day Use Access Road	19,000
Deep Creek Lake S.P.	Replace Water Heater – Beach Bath House	10,000
Doncaster S.F.	Demolish Trailer	10,000
Elk Neck S.P.	Replace Windows and Doors – Headquarters	30,000
Fair Hill N.R.M.A.	Replace Ramp – Tea Barn	30,000
Fair Hill N.R.M.A.	Replace Roof – Tea Barn	42,000
Fair Hill N.R.M.A.	Furnace Flue Relining – Manor House	4,000
Fair Hill N.R.M.A.	Shop Roof Painting and Siding & Door Installation	57,000
Fair Hill N.R.M.A.	Roof Replacement – Stone Barn	31,000

K00A05 – Department of Natural Resources – PAYGO

<u>Location</u>	<u>Project Name</u>	<u>Cost</u>
Fort Frederick S.P.	Siding Installation – Visitor Center	24,000
Fort Frederick S.P.	Install Additional Electrical Outlets – Visitor Center	5,000
Fort Frederick S.P.	Water & Waste Water Hookups – Picnic Area	24,000
Fort Frederick S.P.	Building Renovations – Glatfelter Bldg. WMRT	9,000
Gambrill S.P.	Replace Roof on Visitor Center and Office	45,000
Gambrill S.P.	Replace Electric Service to Shelters	35,000
Gathland S.P.	Replace Comfort Station Septic System	24,000
Green Ridge S.F.	Replace Windows and Doors in Office Bldg.	24,000
Greenbrier S.P.	Remove & Replace Roof – Sewage Treatment Bldg.	15,000
Greenbrier S.P.	Water Valve Replacement – Campground and Day Use	7,000
Gunpowder Falls S.P.	Replace Injector Pumps – Hammerman Area	35,000
Gunpowder Falls S.P.	Fuel Oil Tank Replacement – Hammerman Shop	35,000
Gunpowder Falls S.P.	Install Heating System – White Hall Shop	10,000
Gunpowder Falls S.P.	Bridge Maint., Erosion Control, NCR Trail	75,000
Gunpowder Falls S.P.	Window Replacement – Restrooms – Hammerman	18,000
Hart-Miller Island S.P.	Vinyl Siding and Light Replacement – Ofc./Shop/First Aid	26,000
Herrington Manor S.P.	Replace Roof on Block Garage	24,380
Herrington Manor S.P.	Replace two Entrance Doors – Park Office	5,000
Herrington Manor S.P.	Install Footer/Cement Block Wall – Cabins	250,000
Indian Springs W.M.A.	Renovation of Office/Shop Complex	93,305
Indian Springs W.M.A.	Restore Log Springhouse	10,000
Janes Island S.P.	Replace Windows – Conference Center	5,000
LeCompte W.M.A.	Replace Doors and Locks	4,000
Lewistown Fish Hatchery	Install Doors – Garage	12,000
Martinak S.P.	Replace Septic System – Camp Loop A Bathhouse	7,000
Matapeake Work Center	Replace Gutters	12,000
Millington W.M.A.	Road Repair Qullen Farm	7,000
Millington W.M.A.	Replace Interior and Exterior Lighting	5,000
Millington W.M.A.	Replace Flooring, Interior Doors, and Windows	33,000

K00A05 – Department of Natural Resources – PAYGO

<u>Location</u>	<u>Project Name</u>	<u>Cost</u>
Nassawango F.W.C.	Replace Septic Tank and Drainfield	15,000
New Germany S. P.	Renovate Rec Hall	100,000
New Germany S.P.	Stabilize Cabins 1 – 11	86,000
New Germany S.P.	Renovate Martin House and Lake House	70,000
New Germany S.P.	Garage Improvements	50,000
North Point S.P.	Door Replacement – Shop	9,000
Patapsco Valley S.P.	Bridge Maintenance – Bridge No. HO-NR02	14,000
Patapsco Valley S.P.	Bridge Maintenance – Gun Road Bridges	15,000
Patapsco Valley S.P.	Replace Smoke, Fire, and Burglar Alarm Sys. Hdqts.	47,000
Patapsco Valley S.P.	Resurface Roads and Parking Lots – Pickall Area	350,000
Patapsco Valley S.P.	Re-pave Road and Replace Culvert – Avalon	98,000
Patapsco Valley S.P.	Replace Guardrail – Glen Artney	15,000
Patapsco Valley S.P.	Resurface Avalon Entrance Road	203,000
Patapsco Valley S.P.	Resurface Sidewalks and Access Roads – Pickall Area	75,000
Patuxent Field Office	Interior Renovations	33,600
Piney Point Hatchery	Recoat Epoxy in Culture Tanks – Reservoir Bldg.	72,000
Piney Point Hatchery	Replace Barn Roof	32,000
Piney Point Hatchery	Office Roof Replacement	50,000
Piney Point Hatchery	Tank Building Roof Replacement	72,500
Pocomoke River S.P.	Electric Renovation – Marina Building	26,000
Pocomoke River S.P.	Drain Field Replacement – Milburn Landing	30,000
Pocomoke River S.P.	Electrical Upgrade to Campsites Service Panels	32,000
Pocomoke River S.P.	Replace Electrical Transmission Lines and Transformers	85,000
Pocomoke River S.P.	Paving Maintenance Shop Lot	75,000
Pocomoke River S.P.	Dump Station Replacement – Milburn Landing	10,000
Pocomoke River S.P.	Replace Septic Tank and Drain Fields – Pool Area	15,000
Pocomoke River S.P.	Tile Compground Shower Buildings	32,000
Pocomoke River S.P.	Replace HVAC – Hdqts. Bldg – Shad Landing	15,500
Pocomoke River S.P.	Sewer Pipe Replacement – Shower Bldg. D Loop	20,000
Pocomoke River S.P.	Reroof Shop & Pole Building – Milburn Landing	30,000
Potomac/Garrett S.F.	CCC Pavilion Roof Replacement	9,600

K00A05 – Department of Natural Resources – PAYGO

<u>Location</u>	<u>Project Name</u>	<u>Cost</u>
Potomac/Garrett S.F.	Reroof Office	10,500
Rocky Gap S.P.	Replace HVAC in Camp Store	30,000
Rocky Gap S.P.	Reroof Campers Boat Building	3,750
Rocky Gap SP	Renovate Campground Shower Buildings – Phase I	400,000
Sassafras River NRMA	Replace Electrical System – Lodge/Nature Center	45,000
Seneca Creek S.P.	Remove Heating Oil Tank and Replace – Shop	20,000
Somers Cove Marina	Repaint Metal Roof – Boat Storage Building	85,000
Statewide	Contingency	117,665
Susquehanna S.P.	Reroof and Repair Historic Toll House	20,000
Tuckahoe S.P.	Replace Playground Slide	11,100
Tuckahoe S.P.	Replace Skylights – Lake Comfort Station	3,100
Wye Island N.R.M.A.	Recoat Shop Roof	16,000
Wye Island N.R.M.A.	Install Siding, Windows and Doors – Lodge, Res., Office	55,000
	Total	\$4,000,000

Fiscal 2006 Critical Maintenance Project Status

<u>Location</u>	<u>Project Name</u>	<u>Cost</u>
Assateague S.P.	Reside Day Use Concession Bldg.	\$10,000
Assateague S.P.	Dune Maintenance	150,000
Assateague S.P.	Reroofing Lifeguard Dorm	10,000
Assateague S.P.	Reroof Day Use and Concession Bldgs.	25,000
Assateague S.P.	Replace Windows – Concession	40,000
Assateague S.P.	Door Replacement – Ranger Station/Hdqts.	6,000
Assateague S.P.	Replace Circuit Breaker Boxes – H Loop	10,000
Assateague S.P.	Replace Water Line Valves	15,000
Assateague S.P.	Replace Breaker Boxes in 9 Wash Houses	3,000
Black Hill F.W.C.	Interior/Exterior Renovations – Office/Shop	46,000
Black Hill F.W.C.	Reroof Buildings	20,000
Black Hill F.W.C.	Resurface Asphalt Parking Lot – Shop	8,000
Black Walnut Point	Resurface Driveway	23,000
Cedarville F.W.C.	Replace Windows/Doors – Office	9,000

K00A05 – Department of Natural Resources – PAYGO

<u>Location</u>	<u>Project Name</u>	<u>Cost</u>
Cedarville F.W.C.	Install Siding and Insulation	10,000
Cedarville S.F.	Replace U.G. Heating Oil Storage Tank – Hdqts.	10,000
Cedarville S.F.	Renovate Exterior and Restore Electric	20,000
Cedarville S.F.	Replace Windows and Doors – Shop Bldg.	28,500
Cedarville S.P.	Replace Water Lines	25,000
Cedarville S.P.	Renovate Shower Buildings	132,200
Cheltenham W.M.A.	Renovate Office	75,000
Cub Hill F.W.C.	Install Siding, Soffit and Fascia – 5 Bldgs.	30,000
Cunningham Falls S.P.	Replace Roof – Casting Shed Furnace Area	30,000
Cunningham Falls S.P.	Replace Shingles – Storage Shop	15,000
Cunningham Falls S.P.	Replace Roof – Office	9,000
Cunningham Falls S.P.	Replace Roofs on Five Buildings	35,500
Cunningham Falls S.P.	Window Replacement – Manor Shop	15,000
Cunningham Falls S.P.	Septic System Renovation – 3 sites	66,000
Cunningham Falls S.P.	Replace HVAC – Concession Building	19,000
Deep Creek Lake S.P.	Replace Garage Doors	35,000
Deep Creek Lake S.P.	Renovate Electric to 4 Shelters	25,000
Elk Neck S.P.	Replace Hot Water Heaters – 5 Shower Bldgs.	11,500
Fair Hill N.R.M.A.	Exterior Repairs – Steeplechase Bldg.	20,000
Fair Hill N.R.M.A.	Replace Heating Oil Storage Tank – Headquarters	5,000
Fair Hill N.R.M.A.	Remove U.G. Oil Storage Tank – NSA Office	3,000
Fair Hill N.R.M.A.	Replace Safety Rail – Scotts Mill Bridge	12,000
Fair Hill N.R.M.A.	Resurfacing Concrete Bridge – Gallaher Rd.	8,000
Fair Hill N.R.M.A.	Snow Guard Installation – Walls Hall	5,000
Fair Hill N.R.M.A.	Replace Roof and Gutter Installation – Race Barn #2	38,000
Fair Hill N.R.M.A.	Roof Replacement – Race Barn #1	38,000
Fair Hill N.R.M.A.	Roof Replacement – Hunter Hay Barn	17,500
Fair Hill N.R.M.A.	Replace Siding on Dormers – Steeplechase Bldg.	15,000
Fishing Bay WMA	Install Drain Field – Clubhouse	10,000
Fishing Bay WMA	Resurface Entrance Rd, Parking Lot, and Boat Ramp	10,000

K00A05 – Department of Natural Resources – PAYGO

<u>Location</u>	<u>Project Name</u>	<u>Cost</u>
Fort Frederick S.P.	Replace Main Gates to Fort	8,000
Fort Frederick S.P.	Repoint Stone Walls at Fort	90,000
Fort Frederick S.P.	Furnace at Shop	16,400
Fort Frederick S.P.	Air Compressor Upgrade	6,000
Gambrill S.P.	Replace Septic System – Maintenance Shop and Office	20,000
Gathland S.P.	Stabilize Masonry Structures – Barn, Library, etc.	116,000
Gathland S.P.	Repoint and Stabilize Tomb	8,000
Greenbrier S.P.	Roof Replacement – Visitor Center	30,000
Gunpowder Falls S.P.	Roof Replacement – Restroom #8	4,000
Gunpowder Falls S.P.	Replace U.G. Electric Line and Breaker Box	9,000
Gunpowder Falls S.P.	Replace Furnace – Monkton Train Station	5,000
Gunpowder Falls S.P.	Siding Replacement – 10 Bldgs. – Hammerman	90,000
Gunpowder Falls S.P.	Replace Windows – Days Cove Environmental Education Ctr.	12,000
Gunpowder Falls S.P.	Replace Electric Lines – Hammerman Area	315,000
Gunpowder Falls S.P.	Replace Concrete Slab – Hammerman Pavilion # 3	16,000
Herrington Manor S.P.	Reroof Wood Shop	6,000
Hillsboro Regional Office	Road Maintenance	7,000
Indian Springs W.M.A.	Replace Diesel Fuel Tank	5,000
Janes Island S.P.	Furnace Replacement – "A" Wash House	6,000
Janes Island S.P.	Roofing Replacement – Marina Comfort Sta.	15,000
Janes Island S.P.	Replace Exterior Doors – Wash House A and B	16,000
Manning/Cedarville	Replace Fascia Boards/Soffits and Guttering	4,500
Martinak S.P.	Replace Roof – Boat Ramp Restroom	7,500
Martinak S.P.	Replace Furnace – B Bathhouse	5,000
Martinak S.P.	Replace Hot Water Heater – B Bathhouse	3,000
Matapeake Terminal	Install Vent System – Building 303	55,000
Matapeake Terminal	Replace Roof – Brick Office and Shop Bldg.	55,500
Matapeake Terminal	Install Fire Escape – Building 303	10,000
Matapeake Terminal	Replace/Upgrade Elec. Ser. – Brick Office and Shop	86,250
Matapeake Terminal-NRP	Connect to County Sewer System	25,000

K00A05 – Department of Natural Resources – PAYGO

<u>Location</u>	<u>Project Name</u>	<u>Cost</u>
Merkle Wildlife Sanctuary	Renovate – Tool and Storage Bldg.	45,000
Merkle Wildlife Sanctuary	Replumb House #2 (field office)	2,500
Millington W.M.A.	Replace Overhead Doors – Office/Shop	6,000
Myrtle Grove W.M.A.	Replace Tin Roof on Barn/Storage	17,250
Myrtle Grove W.M.A.	Trim and Siding Replacement	15,000
Nassawango F.W.C.	Replace Drainfield and Septic Tank	20,000
New Germany S.P.	Repair Chimneys – Cabins	27,000
North Point S.P.	Replace Exterior Doors – Maintenance Shop	8,000
Patapsco Valley S.P.	Replace Roofs on Hilton and Automotive Shops	50,000
Patapsco Valley S.P.	Reroof Park Headquarter's	8,000
Patapsco Valley S.P.	Repoint Stone Walls – Avalon History Center	50,000
Patapsco Valley S.P.	Replace Garage Doors – Hilton Complex	20,000
Patapsco Valley S.P.	Re-pave Road and Re-grade Swales – Orange Grove	254,000
Patapsco Valley S.P.	Underground Electric Lines – Park Hdqts.	3,000
Patapsco Valley S.P.	Replace Sliding Metal Doors/Avalon-Pickall Areas	7,000
Patapsco Valley S.P.	Bury Electric Service Lines – Hilton Area	10,000
Patuxent Field Office	Replace Septic System	5,000
Patuxent N.R.M.A.	Resurface Entrance Road	30,000
Pocomoke River S.P.	Drain Field Replacement – Five Bldgs.	25,000
Pocomoke River S.P.	Remove/Replace Roof and Install Screens – Aviary	23,000
Pocomoke River S.P.	Install Water Lines – Milburn Landing	10,000
Pocomoke River S.P.	Reroof Shelter at Shad Landing marina	12,000
Point Lookout S.P.	Reroof Fish Cleaning Station	7,500
Point Lookout S.P.	Replace Electric Outlets – Maintenance Shop	20,000
Powellville F.W.C.	Renovate Training Building	8,500
Rocks S.P.	Resurface Lot at Headquarters	20,000
Rocky Gap S.P.	UST Removal and Replacement	280,000
Sandy Point S.P.	Roof Replacement – South Beach Bath House	71,300
Seneca Creek S.P.	Resurface Roadways	250,000
Seneca Creek S.P.	Replace Heating System – Office	6,000

K00A05 – Department of Natural Resources – PAYGO

<u>Location</u>	<u>Project Name</u>	<u>Cost</u>
Seneca Creek S.P.	Replace Restroom Partitions	90,000
Smallwood S.P.	Replace Sidewalks – Historic Area	4,000
Smallwood S.P.	Window Repair and Replacement – Marina Ser. Bldg.	4,000
Smallwood S.P.	Install Water Conditioners – Office/Shop	7,000
Somers Cove Marina	Backflow Preventive System	43,000
Southern Region NRP	Brick Repointing and Concrete Repairs Office/Garage	21,000
Southern Region NRP	Exterior Painting/Window Replacement	5,000
Southern Region NRP	Replace Heating Unit – Garage	6,000
Susquehanna S.P.	Replace Mill Water Wheel and Gear	61,200
Susquehanna S.P.	Slate Roof Repairs/Replacement – Mansion	10,000
Susquehanna S.P.	Replace Window Shutters – Mansion	20,000
Susquehanna S.P.	Door Replacement – Carriage Barn	10,000
Tuckahoe S.P.	Upgrade Water Treatment Bldg.	6,000
Tuckahoe S.P.	Replace Entrance Doors – A and B Shower Bldg.	16,000
Tuckahoe S.P.	Replace Overhead Doors – Cold Storage Bldg.	11,500
Warriors Rest N.S.	Barn Foundation Repair/Sill Replacement	7,000
Washington Monument S.P.	HVAC Installation – Museum	3,200
Wellington W.M.A.	Replace Overhead Doors	6,000
Wellington W.M.A.	Repair and Paint Exterior of Shop Building	6,000
Wicomico Demo. Forest	Replace HVAC	6,500
Wye Island N.R.M.A.	Replace Two Heating Units – Lodge and Office	8,000
Wye Mills Office	Replace Siding – Maintenance Shop	15,000
Wye Oak S.P.	Replace Roof – Historic School House	8,000
Statewide	Contingency	114,200
	Total	\$4,000,000

Capital Project Cost Estimate Worksheet

Department: Department of Natural Resources
Project Number: K00A05.10
Project Title: Madonna Ranger Station in Harford County
Analyst: Amanda Mock

Structure

New Construction:	4,620	Sq. Ft. X	\$180.00	Sq. Ft. =	831,600
New Construction:	0	Sq. Ft. X	\$0.00	Sq. Ft. =	0
Renovation:	0	Sq. Ft. X	\$0.00	Sq. Ft. =	0
Renovation:	0	Sq. Ft. X	\$0.00	Sq. Ft. =	0
Built-in Equipment					50,000
Demolition					0
Information Technology	4,620	GSF X	\$5.00	GSF =	23,100
Telecommunications					0
Miscellaneous-Other	Seedling cooler				20,000
Miscellaneous-Other					0
Miscellaneous-Other					0
SUBTOTAL					924,700
Regional Factor:	100.0%				0
SUBTOTAL					924,700
Escalation to midpoint:	3.00	Yrs. X	7.0%	=	21.00%
TOTAL COST OF STRUCTURE (Bid Cost)					1,118,887

Site Work and Utilities

Site Improvements:	127,470	+ regional factor + mid-point escalation			154,239
Utilities:	71,235	+ regional factor + mid-point escalation			86,194
PROJECT SUBTOTAL (Bid Cost)					1,359,320

Fees and Miscellaneous Costs

Green Building Premium		0.0%			0
Total Construction Contingency		5.0%			67,935
Inspection Cost:		4.6%			62,500
Miscellaneous:	Permits and reviews				15,000
Miscellaneous:	CPM/Schedule				30,000
Miscellaneous:	Equipment (moveable and IT)				50,000
A/E Fee through construction phase @		11.5%			171,197
TOTAL COST OF PROJECT					1,755,952

Base cost per new square foot	\$180
Adjusted cost per new square foot (incl. escalation, contingencies & Green Bldg.)	\$229
Base cost per renovated square foot	\$0
Adjusted cost per renovated square foot (incl. escalation, conting. & Green Bldg.)	\$0

Capital Project Cost Estimate Worksheet

Department: Department of Natural Resources
Project Number: K00A05.10
Project Title: Fort Lincoln Comfort Station, Point Lookout State Park
Analyst: Amanda Mock

Structure

New Construction:	540	Sq. Ft. X	\$400.00	Sq. Ft. =	216,000
New Construction:	175	Sq. Ft. X	\$125.00	Sq. Ft. =	21,875
Renovation:	0	Sq. Ft. X	\$0.00	Sq. Ft. =	0
Renovation:	0	Sq. Ft. X	\$0.00	Sq. Ft. =	0
Built-in Equipment					50,000
Demolition					
Information Technology	715	GSF X	\$0.00	GSF =	0
Telecommunications					0
Miscellaneous-Other					0
Miscellaneous-Other					0
Miscellaneous-Other					0
SUBTOTAL					287,875
Regional Factor:	110.0%				28,788
SUBTOTAL					316,663
Escalation to midpoint:	2.79	Yrs. X	7.1%	=	19.96%
TOTAL COST OF STRUCTURE (Bid Cost)					379,863

Site Work and Utilities

Site Improvements:	203,000	+ regional factor + mid-point escalation			267,867
Utilities:	75,000	+ regional factor + mid-point escalation			98,966
PROJECT SUBTOTAL (Bid Cost)					746,696

Fees and Miscellaneous Costs

Green Building Premium		0.0%			0
Total Construction Contingency		5.0%			37,331
Inspection Cost:		4.6%			34,344
Miscellaneous:	Archeology, permits and reviews				36,000
Miscellaneous:	CPM/Schedule				20,000
Miscellaneous:					0
A/E Fee through construction phase @		12.9%			105,832
TOTAL COST OF PROJECT					980,203

Base cost per new square foot	\$400
Adjusted cost per new square foot (incl. escalation, contingencies & Green Bldg.)	\$554
Base cost per renovated square foot	\$0
Adjusted cost per renovated square foot (incl. escalation, conting. & Green Bldg.)	\$0

Analysis of the FY 2007 Maryland Executive Budget, 2006

Capital Project Cost Estimate Worksheet

Department: Department of Natural Resources
Project Number: K00A05.10
Project Title: Fort Frederick State Park – Officer's Quarters
Analyst: Amanda Mock

Structure

New Construction:	3,648	Sq. Ft. X	\$375.00	Sq. Ft. =	1,368,000
New Construction:	0	Sq. Ft. X	\$0.00	Sq. Ft. =	0
Renovation:	0	Sq. Ft. X	\$0.00	Sq. Ft. =	0
Renovation:	0	Sq. Ft. X	\$0.00	Sq. Ft. =	0
Built-in Equipment					0
Demolition					0
Information Technology	0	GSF X	\$0.00	GSF =	0
Telecommunications					0
Miscellaneous-Other					0
Miscellaneous-Other					0
Miscellaneous-Other					0
SUBTOTAL					1,368,000
Regional Factor:	115.0%				205,200
SUBTOTAL					1,573,200
Escalation to midpoint:	2.33	Yrs. X	7.6%	=	17.63%
TOTAL COST OF STRUCTURE (Bid Cost)					1,850,477

Site Work and Utilities

Site Improvements:	68,400	+ regional factor + mid-point escalation			92,524
Utilities:	68,400	+ regional factor + mid-point escalation			92,524
PROJECT SUBTOTAL (Bid Cost)					2,035,524

Fees and Miscellaneous Costs

Green Building Premium		0.0%			0
Total Construction Contingency		5.0%			101,782
Inspection Cost:		4.6%			93,639
Miscellaneous:	Historian, reviews and permits				20,000
Miscellaneous:	CPM/Schedule				30,000
Miscellaneous:					0
A/E Fee through construction phase @		6.3%			139,804
TOTAL COST OF PROJECT					2,420,749

Base cost per new square foot	\$375
Adjusted cost per new square foot (incl. escalation, contingencies & Green Bldg.)	\$533
Base cost per renovated square foot	\$0
Adjusted cost per renovated square foot (incl. escalation, conting. & Green Bldg.)	\$0

Capital Project Cost Estimate Worksheet

Department: Department of Natural Resources
Project Number: K00A05.10
Project Title: Wye Oak Display – Wye Oak State Park
Analyst: Amanda Mock

Structure

New Construction:	710	Sq. Ft. X	\$150.00	Sq. Ft. =	106,500
New Construction:	600	Sq. Ft. X	\$50.00	Sq. Ft. =	30,000
Renovation:	0	Sq. Ft. X	\$0.00	Sq. Ft. =	0
Renovation:	0	Sq. Ft. X	\$0.00	Sq. Ft. =	0
Built-in Equipment					50,000
Demolition					0
Information Technology	1,310	GSF X	\$0.00	GSF =	0
Telecommunications					0
Miscellaneous-Other					0
Miscellaneous-Other					0
Miscellaneous-Other					0
SUBTOTAL					186,500
Regional Factor:	125.0%				46,625
SUBTOTAL					233,125
Escalation to midpoint:	2.96	Yrs. X	7.0%	=	20.79%
TOTAL COST OF STRUCTURE (Bid Cost)					281,596

Site Work and Utilities

Site Improvements:	55,000	+ regional factor + mid-point escalation	83,044
Utilities:	35,000	+ regional factor + mid-point escalation	52,846
PROJECT SUBTOTAL (Bid Cost)			417,486

Fees and Miscellaneous Costs

Green Building Premium		0.0%	0
Total Construction Contingency		5.0%	20,872
Inspection Cost:		4.6%	19,202
Miscellaneous:	Permits and reviews		20,000
Miscellaneous:	CPM/Schedule		22,500
Miscellaneous:			0
A/E Fee through construction phase @		11.0%	50,407
TOTAL COST OF PROJECT			550,467

Base cost per new square foot	\$150
Adjusted cost per new square foot (incl. escalation, contingencies & Green Bldg.)	\$238
Base cost per renovated square foot	\$0
Adjusted cost per renovated square foot (incl. escalation, conting. & Green Bldg.)	\$0

Capital Project Cost Estimate Worksheet

Department: Department of Natural Resources
Project Number: K00A05.10
Project Title: Western Maryland Rail Trail – Phase IV
Analyst: Amanda Mock

Structure

New Construction:	0	Sq. Ft. X	\$0.00	Sq. Ft. =	0
New Construction:	0	Sq. Ft. X	\$0.00	Sq. Ft. =	0
Renovation:	0	Sq. Ft. X	\$0.00	Sq. Ft. =	0
Renovation:	0	Sq. Ft. X	\$0.00	Sq. Ft. =	0
Built-in Equipment					0
Demolition					0
Information Technology	0	GSF X	\$0.00	GSF =	0
Telecommunications					0
Miscellaneous-Other					0
Miscellaneous-Other					0
Miscellaneous-Other					0
SUBTOTAL					0
Regional Factor:	115.0%				0
SUBTOTAL					0
Escalation to midpoint:	3.32	Yrs. X	6.7%	=	22.27%
TOTAL COST OF STRUCTURE (Bid Cost)					0

Site Work and Utilities

Site Improvements:	2,675,000	+ regional factor + mid-point escalation	3,761,228
Utilities:	100,000	+ regional factor + mid-point escalation	140,607
PROJECT SUBTOTAL (Bid Cost)			3,901,835

Fees and Miscellaneous Costs

Green Building Premium		0.0%	0
Total Construction Contingency		5.0%	195,111
Inspection Cost:		4.6%	179,502
Miscellaneous: Permits and reviews			12,000
Miscellaneous: CPM/Schedule			24,000
Miscellaneous:			0
A/E Fee through construction phase @		6.7%	286,813
TOTAL COST OF PROJECT			4,599,261

Base cost per new square foot	\$0
Adjusted cost per new square foot (incl. escalation, contingencies & Green Bldg.)	\$0
Base cost per renovated square foot	\$0
Adjusted cost per renovated square foot (incl. escalation, conting. & Green Bldg.)	\$0

Capital Project Cost Estimate Worksheet

Department: Department of Natural Resources
Project Number: K00A05.10
Project Title: Seneca Creek State Park – Lead Shot Remediation
Analyst: Amanda Mock

Structure

New Construction:	0	Sq. Ft. X	\$0.00	Sq. Ft. =	0
New Construction:	0	Sq. Ft. X	\$0.00	Sq. Ft. =	0
Renovation:	0	Sq. Ft. X	\$0.00	Sq. Ft. =	0
Renovation:	0	Sq. Ft. X	\$0.00	Sq. Ft. =	0
Built-in Equipment					0
Demolition					0
Information Technology	0	GSF X	\$0.00	GSF =	0
Telecommunications					0
Miscellaneous-Other					0
Miscellaneous-Other					0
Miscellaneous-Other					0
SUBTOTAL					0
Regional Factor:	100.0%				0
SUBTOTAL					0
Escalation to midpoint:	3.07	Yrs. X	6.9%	=	21.27%
TOTAL COST OF STRUCTURE (Bid Cost)					0

Site Work and Utilities

Site Improvements:	485,000	+ regional factor + mid-point escalation			588,143
Utilities:	0	+ regional factor + mid-point escalation			0
PROJECT SUBTOTAL (Bid Cost)					588,143

Fees and Miscellaneous Costs

Green Building Premium		0.0%			0
Total Construction Contingency		10.0%			58,820
Inspection Cost:		4.6%			27,057
Miscellaneous: Surveys and permits					6,000
Miscellaneous:					0
Miscellaneous:					0
A/E Fee through construction phase @		23.0%			155,285
TOTAL COST OF PROJECT					835,305

Base cost per new square foot					\$0
Adjusted cost per new square foot (incl. escalation, contingencies & Green Bldg.)					\$0
Base cost per renovated square foot					\$0
Adjusted cost per renovated square foot (incl. escalation, conting. & Green Bldg.)					\$0

Capital Project Cost Estimate Worksheet

Department: Department of Natural Resources
Project Number: K00A05.10
Project Title: Hammerman Area Beach Services Building, Gunpowder Falls State Park
Analyst: Amanda Mock

Structure

New Construction:	7,486	Sq. Ft. X	\$325.00	Sq. Ft. =	2,432,950
New Construction:	0	Sq. Ft. X	\$0.00	Sq. Ft. =	0
Renovation:	0	Sq. Ft. X	\$0.00	Sq. Ft. =	0
Renovation:	0	Sq. Ft. X	\$0.00	Sq. Ft. =	0
Built-in Equipment					0
Demolition					0
Information Technology		GSF X	\$0.00	GSF =	0
Telecommunications					0
Miscellaneous-Other					0
Miscellaneous-Other					0
Miscellaneous-Other					0
SUBTOTAL					2,432,950
Regional Factor:	100.0%				0
SUBTOTAL					2,432,950
Escalation to midpoint:	2.26	Yrs. X	7.7%	=	17.30%
TOTAL COST OF STRUCTURE (Bid Cost)					2,853,952

Site Work and Utilities

Site Improvements:	275,000	+ regional factor + mid-point escalation	322,586
Utilities:	200,000	+ regional factor + mid-point escalation	234,608
PROJECT SUBTOTAL (Bid Cost)			3,411,174

Fees and Miscellaneous Costs

Green Building Premium		2.6%	87,400
Total Construction Contingency		5.0%	170,552
Inspection Cost:		4.6%	156,908
Miscellaneous:	Surveys and independent estimates		9,000
Miscellaneous:	CPM/Schedule		25,000
Miscellaneous:	Equipment (moveable and IT)		50,000
A/E Fee through construction phase @		7.1%	270,167
TOTAL COST OF PROJECT			4,180,174

Base cost per new square foot	\$325
Adjusted cost per new square foot (incl. escalation, contingencies & Green Bldg.)	\$411
Base cost per renovated square foot	\$0
Adjusted cost per renovated square foot (incl. escalation, conting. & Green Bldg.)	\$0

Rural Legacy Program (Statewide)

PAYGO SF	\$26,050,000	Recommendation:	Disapprove \$5.0 million in GO bonds
GO Bonds	\$5,000,000		

Bill Text: Provide funds for the purchase of conservation easements and the acquisition of land. The funds appropriated for this purpose shall be administered in accordance with Sections 5-9A-01 through 5-9A-07 of the Natural Resources Article.

Program Description: The purpose of the Rural Legacy Program is to protect agricultural and natural resources land from sprawl development and thus to promote resource-based economies and to develop greenbelts. Program funds are used to purchase conservation easements on land. Under 5-9A-09 of the Natural Resources Article, the Governor is required to include at least \$5.0 million in the annual capital budget for the Rural Legacy Program.

A board composed of the Secretaries of the Departments of Natural Resources (DNR), Planning, and Agriculture administers Rural Legacy. Local governments, or land trusts with endorsements from local governments, may submit applications for designation as a Rural Legacy area. These local governments and land trusts are Rural Legacy sponsors. An advisory committee appointed by the Governor and confirmed by the Senate reviews applications and makes recommendations to the Rural Legacy Board.

In order to qualify as a Rural Legacy area, an application must meet the following criteria associated with the area, plan, and parties to the proposal:

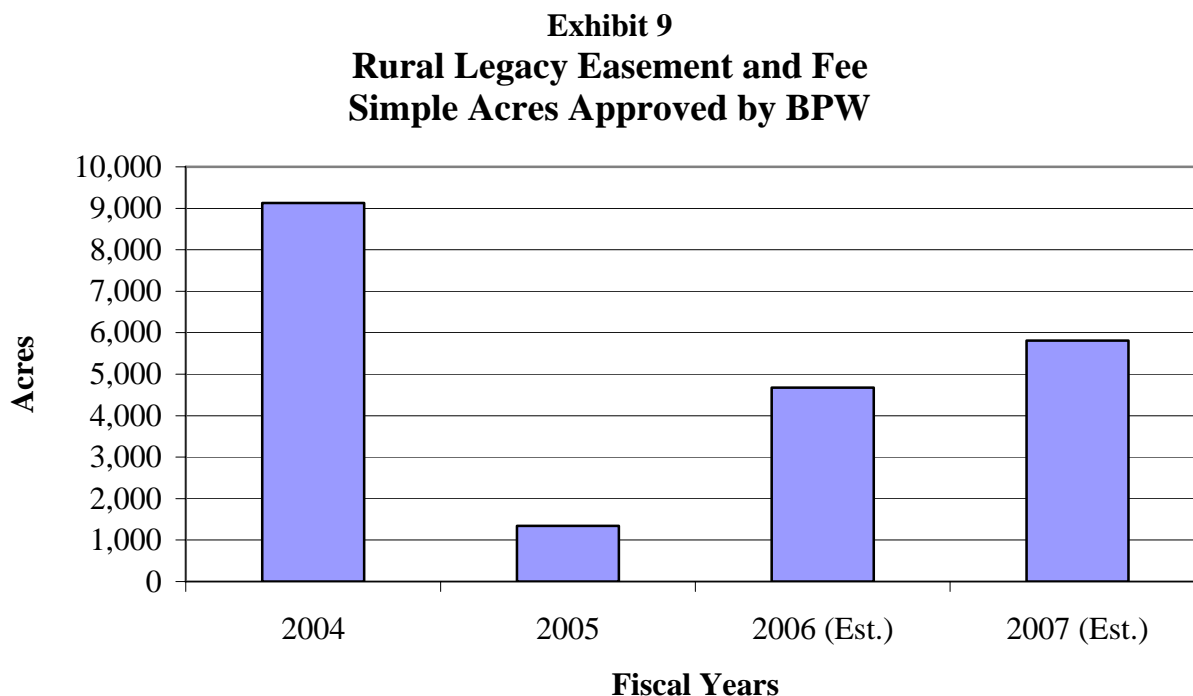
- The proposal must address the goals and objectives of the program. Specifically, the area must protect agricultural, natural, and cultural resources and enhance the completion of ongoing land protection efforts. The program considers the size of the land and its proximity to existing greenbelts.
- The proposal must be realistic in its ability to achieve the easement or land acquisition. There should be a reasonable plan and strategy for the phasing of the conservation efforts set forth in the proposal.
- The parties involved, including the sponsor and the local governmental entity, should be willing to donate financial and personnel support in order to ensure timely and efficient acquisition, management, and monitoring.

Year Program Began: 1998

Comments: The fiscal 2007 allowance provides \$26.1 million in special funds and \$5.0 million in GO bond funding for the Rural Legacy Program. These funds will be used to preserve an estimated 10,350 acres. This significant funding increase is due to the availability of additional special funds from the property transfer tax.

The fiscal 2007 *Capital Improvement Program* indicates that in future years Rural Legacy will receive \$5.0 million in annual GO bonds and approximately \$22.0 million in annual transfer tax special funds. This reflects the full estimated amount of Rural Legacy funding available in accordance with the statutory formula for distribution of transfer tax revenue.

Program Performance Analysis: As illustrated in **Exhibit 9**, DNR is anticipating an increasing number of Rural Legacy easement and fee simple acres to be approved by the Board of Public Works (BPW). **DNR should discuss the current and anticipated number of easement and fee simple acres and whether it will be able to expend the proposed level of fiscal 2007 program funding in a timely manner.**



Source: Fiscal 2007 Budget Book

Rural Legacy Fund Data

(\$ in Millions)

<i>Description</i>	<i>2005 Approp.</i>	<i>2006 Approp.</i>	<i>2007 Request</i>	<i>2008 Estimate</i>	<i>2009 Estimate</i>	<i>2010 Estimate</i>	<i>2011 Estimate</i>
PAYGO SF	\$0.000	\$14.022	\$26.050	\$24.773	\$21.042	\$21.534	\$22.092
GO Bonds	2.000	0.000	5.000	5.000	5.000	5.000	5.000
Total	\$2.000	\$14.022	\$31.050	\$29.773	\$26.042	\$26.534	\$27.092

Recommended Actions

- | | Amount |
|---|--------------------|
| 1. Delete \$5.0 million in GO bond funding for the Rural Legacy Program. With this reduction, \$26.1 million would still be provided for the program, which is considerably more than the program's \$14.0 million fiscal 2006 appropriation. | \$5,000,000 GO |
| Total General Obligation Reduction | \$5,000,000 |

Fiscal 2007 Proposed Rural Legacy Projects

Not available.

Fiscal 2006 Rural Legacy Project Status

<u>County</u>	<u>Amount</u>
Baltimore	\$2,600,001
Piney	1,500,000
Manor*	300,001
Gunpowder	300,002
Long Green Valley	500,000

K00A05 – Department of Natural Resources – PAYGO

Carroll	1,500,000
<i>Little Pipe Creek</i>	<i>1,000,000</i>
<i>Upper Patapsco</i>	<i>500,000</i>
Cecil	700,000
<i>Fair Hill</i>	<i>700,000</i>
Charles	750,000
<i>Zekiah Watershed</i>	<i>750,000</i>
Dorchester	1,000,000
<i>Nanticoke</i>	<i>1,000,000</i>
Frederick	1,000,000
<i>Carrollton Manor</i>	<i>300,000</i>
<i>Mid Maryland Frederick</i>	<i>700,000</i>
Garrett	371,705
<i>Bear Creek</i>	<i>371,705</i>
Harford	600,000
<i>Lower Deer Creek</i>	<i>600,000</i>
Montgomery	1,200,000
<i>Mid Maryland Montgomery</i>	<i>1,200,000</i>
St. Mary's	1,800,001
<i>Huntersville</i>	<i>300,001</i>
<i>Mattapany (New Rural Legacy Area)</i>	<i>1,500,000</i>
Washington	1,000,000
<i>Mid Maryland Washington</i>	<i>1,000,000</i>
Wicomico	750,001
<i>Quantico Creek</i>	<i>750,001</i>
Worcester	250,000
<i>Coastal Bays</i>	<i>250,000</i>
Ag Security Corridor	500,000
<i>Calvert, Cecil, Dorchester, Kent, Talbot</i>	<i>500,000</i>
Total	\$14,021,705

*Includes property in Baltimore and Harford counties.

Ocean City Beach Maintenance Local Share (Worcester County)

PAYGO SF \$1,000,000 Recommendation: Approve

Program Description: The Ocean City Beach Maintenance Fund was established to fund annual maintenance for the Ocean City beach replenishment project. When the fund was established, the State entered into a funding agreement with Worcester County and Ocean City. The funding agreement stipulates that the following amounts be provided annually: not less than \$1.0 million from the State and not less than \$500,000 each from the county and the city. Periodic nourishment is deemed the most cost-effective method of maintaining the beach over a 50-year period. Transfer tax revenue within POS is used to fund the State’s contribution to this effort.

Replenishment of the Ocean City beach is usually done on a four-year cycle. The last major replenishment was completed in June 2002 – approximately 744,000 cubic yards of sand was placed on the beach. Major areas of fill were Delaware tie-in south to 134th Street; 120th south to 70th Street; and 52nd south to 22nd Street. The U.S. Army Corps of Engineers is responsible for developing estimates, plans, and managing construction contracts for the periodic nourishment efforts. The next periodic nourishment project is scheduled for spring 2006.

The Corps cost estimate for the 2002 project was \$7,844,000, requiring a local share of \$3,686,680. The actual cost was \$4,998,219, with the local share being \$2,349,163. The local share of periodic nourishment costs were shared by the State (50% – \$1,174,581), Ocean City (25% – \$587,291), and Worcester County (25% – \$587,291). Annual maintenance items, such as grass planting and fence repairs are also the responsibility of the State (50%), Ocean City (25%), and Worcester County (25%). These costs have averaged \$220,000 annually.

Comments: The fiscal 2007 Program Open Space critical maintenance/capital development allowance includes \$1.0 million in transfer tax special fund revenue for the State’s share of costs for Ocean City beach maintenance. The \$1.0 million in special funds provided for in this section of the analysis represents Worcester County’s and Ocean City’s funding for their share of the maintenance costs. Since the next periodic nourishment project is scheduled for spring 2006, \$4.6 million in program encumbrances are anticipated in fiscal 2006.

Although President George W. Bush’s fiscal 2006 budget request did not include federal funds, the U.S. Congress ultimately reinstated funding for this project. The President’s fiscal 2007 budget request does not include this funding. If no federal funding is ultimately available, then the State, Ocean City, and Worcester County would need to assume the federal government’s 53% share of the project costs.

Ocean City Beach Maintenance Fund Data

Fund History

	<i>FY 2005 Actual</i>	<i>FY 2006 Estimated</i>	<i>FY 2007 Estimated</i>
Beginning Balance	\$11,380,263	\$13,072,046	\$10,431,666
REVENUE			
Worcester County	458,978	404,725	410,000
State Share (Program Open Space)	1,000,000	1,000,000	1,000,000
Town of Ocean City	459,305	405,484	415,000
Interest	81,717	189,791	175,000
TOTAL REVENUE	2,000,000	2,000,000	2,000,000
TOTAL AVAILABLE	13,380,263	15,072,046	12,431,666
ENCUMBRANCES			
Encumbrances	0	4,546,380	550,000
Expenditures	308,217	94,000	0
TOTAL ENCUMBRANCES	308,217	4,640,380	550,000
Ending Balance	\$13,072,046	\$10,431,666	\$11,881,666

(\$ in Millions)

<i>Description</i>	<i>2005 Approp.</i>	<i>2006 Approp.</i>	<i>2007 Request</i>	<i>2008 Estimate</i>	<i>2009 Estimate</i>	<i>2010 Estimate</i>	<i>2011 Estimate</i>
PAYGO SF	\$1.000	\$1.000	\$1.000	\$1.000	\$1.000	\$1.000	\$1.000

Recommended Actions

1. Concur with Governor's allowance.

Waterway Improvement Program (Statewide)

PAYGO SF \$25,000,000 **Recommendation: Approve**
 PAYGO FF \$1,000,000

Program Description: The Waterway Improvement Fund (WWIF) finances projects to expand and improve public boating access throughout the State. Financial support to the fund is derived primarily from the 5% excise tax paid on the sale of motorized vessels within the State and, to a lesser extent, from 0.3% of the eligible proceeds from Maryland's motor fuel tax. Funding is provided in the form of grants and/or long-term, interest free loans to local governments, the Department of Natural Resources, and some federal government agencies, as follows:

- grants (100%) not to exceed \$5,000;
- grants (100%) less than \$100,000;
- public navigation improvement grants (100%) of unlimited amounts;
- matching grants (50%) that are equal to or exceed \$100,000; and
- interest free loans (100%) with a 25 year maximum.

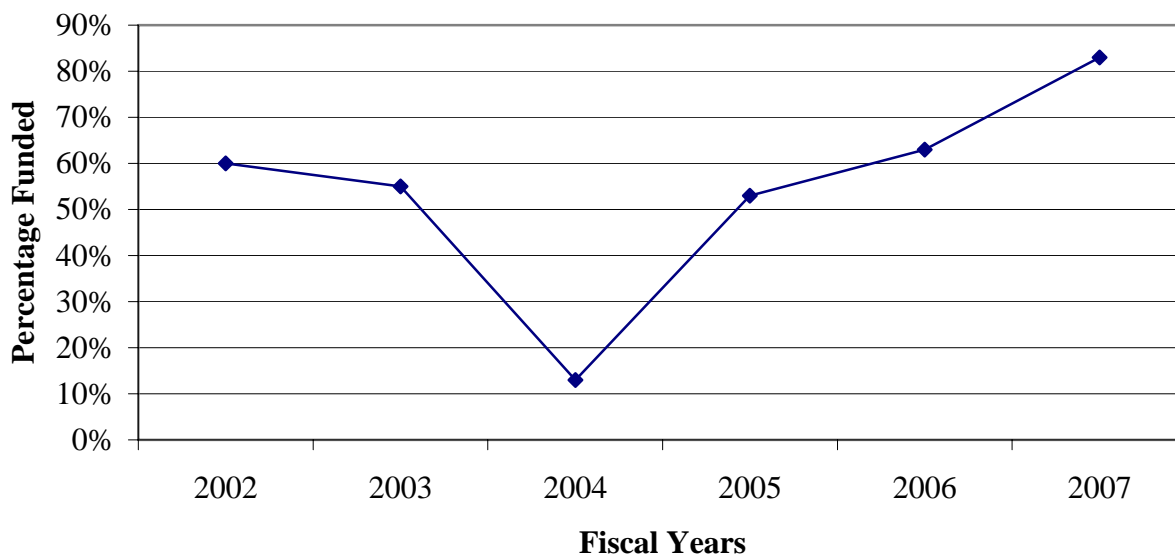
Year Program Began: 1966

Comments: The fiscal 2007 allowance provides \$26.0 million for 130 waterway projects around the State. Additional program funds are available due to increased revenue from the boat excise tax and the anticipated receipt of two competitive federal grants for transient boat slips. The fiscal 2007 funding would be allocated to the following categories of projects:

<u>Category</u>	<u>Number of Projects</u>	<u>Amount</u>
State Grants (<\$100,000)	62	\$4,663,000
State Grants (> \$100,000)	33	13,405,000
Matching Fund Grants	33	7,397,000
Loans	2	535,000
Total	130	\$26,000,000

Program Performance Analysis: As illustrated in **Exhibit 10**, the fiscal 2007 allowance will allow WWIF to fund an estimated 83% of the waterway project requests submitted, a significant increase over previous fiscal years.

**Exhibit 10
Percent of Waterway Project Requests Funded**



Source: Department of Natural Resources

Waterway Improvement Program Fund Data

**Fund History
Prior Program Activity – All Fund Sources**

	<i>FY 2002</i>	<i>FY 2003</i>	<i>FY 2004</i>	<i>FY 2005</i>	<i>FY 2006*</i>
Encumbrances	\$10,450,000	\$11,300,000	\$11,200,000	\$12,450,000	\$20,000,000
Expenditures	5,954,305	9,935,561	7,508,826	8,052,200	4,135,607

*As of 2/2006

K00A05 – Department of Natural Resources – PAYGO

Authorization Summary*
(\$ in Millions)

Fiscal Year	Authorization	Funds		Balances	
		Encumbered	Expended	To Be Encumbered	To Be Expended
Prior Years	\$38.936	\$38.936	\$35.729	\$0.000	\$1.207
2002	10.450	10.450	7.236	0.000	3.214
2003	11.300	11.300	6.865	0.000	4.435
2004	3.331	3.331	2.388	0.000	0.944
2005	12.450	12.450	3.675	0.000	8.775
2006	20.500	20.000	0.665	0.500	19.335
Total	\$96.967	\$76.467	\$58.557	\$0.500	\$37.910

*As of 2/2006

Note: Program participants are informed that if grant funds are not expended within three years, the funds will be cancelled. This policy seeks to increase the program's expenditure rate.

(\$ in Millions)

Description	2005 Approp.	2006 Approp.	2007 Request	2008 Estimate	2009 Estimate	2010 Estimate	2011 Estimate
PAYGO SF	\$11.950	\$20.000	\$25.000	\$20.000	\$20.000	\$20.400	\$20.500
PAYGO FF	0.500	0.500	1.000	0.500	0.230	0.230	0.230
Total	\$12.450	\$20.500	\$26.000	\$20.500	\$20.230	\$20.630	\$20.730

Recommended Actions

1. Concur with Governor's allowance.

Fiscal 2007 Proposed Waterway Projects

<u>County</u>	<u>Location</u>	<u>Description</u>	<u>Funding Type</u>	<u>Funding Amount</u>
Allegany	City of Cumberland	Install ADA compliant floating boarding dock adjacent to the launch ramp at the Mason Recreation Complex.	LG	\$25,000
Anne Arundel	Town Point Dredge Material Placement Site (DMP) Site, Deal	Provide additional storage capacity at an existing regional dredge material placement site for local dredging projects that benefit the general boating public.	DG	800,000
Anne Arundel	Parish Creek, Shady Side	Dredge navigation channels at Parish Creek for the general boating public in cooperation with U.S. Army Corps of Engineers.	DG	525,000
Anne Arundel	City of Annapolis	Replace existing bulkhead, slips, and walkway in Annapolis Harbor.	MF	950,000
Anne Arundel	Sandy Point State Park, Annapolis	Complete engineering phase to replace deteriorated timber bulkhead at Sandy Point Public Boating Facility.	SP	189,350
Anne Arundel	Pooles Gut, Mayo	Dredge main channel to improve access for the general boating public at Pooles Gut.	MFDG	359,000
Anne Arundel	Parker Creek, Deale	Maintenance dredge main channel to provide improved access for the general boating public at Parker Creek.	MFDG	262,500
Anne Arundel	Countywide	Complete feasibility studies, schematic design & permit acquisition for future planned dredging projects throughout County.	MFDG	250,000
Anne Arundel	Whitehall Creek, Annapolis	Dredge channel to improve access for a limited segment of the boating public located on Whitehall Creek.	TDDG	135,000
Anne Arundel	Edwin Raynor DMP Site, Jacobsville	Reclaim existing dredge material placement site used for local dredging projects.	MFDG	125,000
Anne Arundel	Locust Cove, Pasadena	Dredge main channel to provide access for the general boating public to Locust Cove.	MFDG	100,000

K00A05 – Department of Natural Resources – PAYGO

<u>County</u>	<u>Location</u>	<u>Description</u>	<u>Funding Type</u>	<u>Funding Amount</u>
Anne Arundel	State Dock, Annapolis	Design replacement bulkhead and utilities at State boating facility located in Annapolis Harbor.	SP	100,000
Anne Arundel	City of Annapolis	Develop and maintain existing public boating facilities in Annapolis.	LG	99,000
Anne Arundel	Fairview Beach Boating Facility, Pasadena	Planning/design funds to develop a new public boating facility at Weinberg Park in northern Anne Arundel County.	LG	99,000
Anne Arundel	City of Annapolis	Maintain existing and acquire new fire/rescue boat.	MFFR	50,000
Anne Arundel	Anne Arundel County Fire Dept.	Purchase marine fire/rescue and EMS equipment used to provide emergency service to the general boating public throughout Anne Arundel County.	MFFR	50,000
Baltimore City	Baltimore Inner Harbor Marina	Replace/reorient existing piers, slips, and utilities at the public Inner Harbor Marina.	MF	1,575,000
Baltimore City	Fort Armistead, Baltimore City	Replace existing wave screen at existing boat ramp on Patapsco River damaged by Hurricane Isabel.	LG	99,000
Baltimore City	Downtown Sailing Center	Construct public transient boating facility at Downtown Sailing Center at Inner Harbor.	LG	99,000
Baltimore City	Baltimore City Fire Dept.	Purchase equipment for dive team and fire/rescue boats that serve Baltimore City region.	MFFR	50,000
Baltimore City	Baltimore Inner Harbor/ Key Highway	Rehabilitate existing Inner Harbor Public Marina Services and Harbor Master Building.	MF	30,500
Baltimore City	Baltimore Inner Harbor	Expand/improve electrical service to existing public transient boating piers at Inner Harbor.	MF	29,000
Baltimore County	Seneca Creek and Goose Harbor Cove, Middle River	Dredge auxiliary main navigation channels to provide improved access for the general boating public at Seneca Creek and Goose Harbor Cove.	MFDG	450,000
Baltimore County	Gunpowder Falls State Park, Middle River	Maintenance dredge existing public boat slips at Dundee Creek public boating facility.	SP	425,000

K00A05 – Department of Natural Resources – PAYGO

<u>County</u>	<u>Location</u>	<u>Description</u>	<u>Funding Type</u>	<u>Funding Amount</u>
Baltimore County	Wilson Point Park, Middle River	Construct new transient boating facility in Eastern Baltimore County in Darkhead Creek.	MF	350,000
Baltimore County	Duck/Deep Creek, Essex	Dredge main channels to provide improved access for the general boating public at Duck and Deep Creeks.	MFDG	310,000
Baltimore County	Seneca Creek, Middle River	Dredge main stem channel to provide access for the general boating public at Seneca Creek.	DG	300,000
Baltimore County	Southwest Area Park, Lansdowne – Riverview/Baltimore Highlands	Add signage and pave existing boat ramp parking lot.	LG	99,000
Baltimore County	Chesterwood Park, Dundalk	Construct a ramp, pier, and storage area on Bullneck Creek to remove derelict boats and debris from local waterways for the benefit of the boating public.	LG	99,000
Baltimore County	Countywide	Collect submerged aquatic vegetation survey data from previously dredged navigation channels in accordance with regulatory agency requirements.	MFDG	75,000
Baltimore County	Gunpowder Fall State Park, Middle River	Design replacement of existing deteriorated timber bulkhead at Dundee Creek Public Boating Facility.	SP	50,000
Baltimore County	Gunpowder Falls State Park, Dundalk/Sparrows Point Hart-Miller Island	Replace decking at restrooms, multi-service building, and observation tower that service the boating public on Hart-Miller Island. Remove windows in existing observation tower and install a safety railing system.	SP	45,000
Baltimore County	Bear Creek, Dundalk	Complete design to dredge main navigation channel at Bear Creek for the benefit of the general boating public.	MFDG	40,000
Baltimore County	Jones Creek & North Point Creek, Dundalk/Sparrows Point	Complete design to maintenance dredge main navigation channel at Jones and North Point Creeks off Old Road Bay for the benefit of the general boating public.	DG	30,000
Baltimore County	Baltimore County Middle River Ambulance Rescue Team	Acquire safety equipment for water rescue operations the serve waterways in Baltimore County.	MFFR	25,000

K00A05 – Department of Natural Resources – PAYGO

<u>County</u>	<u>Location</u>	<u>Description</u>	<u>Funding Type</u>	<u>Funding Amount</u>
Calvert	Town of North Beach	Rehabilitate existing stone breakwaters to protect existing transient slips at Town pier.	DG	250,000
Calvert	Town of Chesapeake Beach	Provide transient boat tie-ups at Fishing Creek for the general boating public.	LG	50,000
Caroline	Town of Denton Crouse Park Marina Basin	Dredge existing public boat basin at Crouse Park.	DG	315,000
Caroline	Martinak State Park, Denton Area	Repave existing boat ramp parking lot and replace deteriorated boat pier.	SP	150,000
Caroline	Countywide	Countywide Maintenance at existing local public boating facilities.	LG	99,000
Caroline	Town of Denton	Replace deteriorated bulkhead at Crouse Park public boating facility.	LG	79,500
Caroline	Federalsburg Boat Ramp	Project will complete rip-rap shoreline stabilization and boat ramp improvements at Marshyhope Creek for the general boating public.	LG	50,000
Carroll	Piney Run Park, Sykesville	Replace existing boating access pier for ADA compliance.	LG	26,000
Cecil	Town of North East North East Town Park	Install electric service and make existing transient boating pier ADA complaint.	LG	99,000
Cecil	Chesapeake City, Beck's Landing	Construct floating docks and boat slips off C&D Canal for the general boating public.	LG	99,000
Cecil	Town of Perryville	Install utilities for proposed comfort station that will serve public boat ramp for the general boating public.	LG	99,000
Cecil	Town of Charlestown	Dredge existing public boat ramp.	DG	50,000
Cecil	Town of Port Deposit Marina Park South	Construct concrete abutments for public transient boating piers.	LG	50,000
Cecil	Town of Port Deposit	Acquire fire/rescue boat and equipment to service lower Susquehanna River.	MFFR	50,000
Cecil	Fredericktown	Design improvements to repair existing public boat ramp.	LG	25,000
Charles	Upper Port Tobacco River Channel, Port Tobacco	Maintenance dredge main navigation channel at Upper Port Tobacco River to improve access for the general boating public.	DG	748,000

K00A05 – Department of Natural Resources – PAYGO

<u>County</u>	<u>Location</u>	<u>Description</u>	<u>Funding Type</u>	<u>Funding Amount</u>
Charles	Smallwood State Park Sweden Pt. Boating Facility, La Plata/Indian Head Area	Engineer maintenance dredging project at existing public boat ramp, fuel dock and marina, complete misc. improvements at existing marina and Marina Services Bldg, and remove hydrilla impacting existing boating facilities.	SP	225,000
Charles	Town of Indian Head Slavins/Mattingly Park	Construct auxiliary parking area for boat ramp on Mattawoman Creek off Potomac River.	LG	99,000
Charles	Charles County Dive Rescue Team	Purchase sonar system to support rescue/dive team operations for Potomac and Patuxent Rivers.	MF	20,000
Dorchester	Cambridge Marine Terminal	Replace/repair deteriorated bulkhead and raise elevation of existing parking lot at Cambridge Marine Terminal.	SP	1,000,000
Dorchester	City of Cambridge Municipal Marina	Replace breakwater, create additional 140 boat slips, and install fuel dock at Cambridge Municipal public marina facility.	MF	800,000
Dorchester	Great Marsh Park, Cambridge	Engineer and acquire permits to replace existing public boat ramp and design breakwater at Great Marsh Park.	LG	99,000
Dorchester	Trenton Street Boating Facility, Cambridge	Construct additional boat slips at existing public boating facility located on Cambridge Creek.	LG	99,000
Dorchester	Town of Vienna	Engineer/install shoreline stabilization and provide additional public access for boating public.	LG	99,000
Dorchester	Ellicott's Island Wharf Road Ramp	Replace deteriorated bulkhead and pave parking area at public boat ramp.	LG	80,000
Dorchester	Hoopers Island, Hoopersville	Raise and pave parking lot for public boat ramp.	LG	75,000
Dorchester	Wingate Bishops Head Road & Farm Ck. Rd.	Pave existing parking lot at public boat ramp facility located on.	LG	50,000
Dorchester	Crocheron Crocheron Wharf	Repair existing public boat ramp and pave parking lot.	LG	35,000
Dorchester	Town of Secretary Temple Street	Construct public boating access pier at loading/unloading dock.	LG	35,000

K00A05 – Department of Natural Resources – PAYGO

<u>County</u>	<u>Location</u>	<u>Description</u>	<u>Funding Type</u>	<u>Funding Amount</u>
Garrett	Broadford Park Recreation Area, Oakland	Construct new handicap accessible boat rental/storage facility.	LG	99,000
Garrett	Town of Friendsville Friendsville Community Park	Engineer new comfort station, pavillion(s) and upgrade parking area for the boating public.	LG	40,000
Harford	Otter Point Creek/Bush River, Edgewood/Aberdeen/Perryman.	Dredge navigation channels and construct DMP Site to provide improved access for the general boating public at Bush River and Otter Point Creek.	DG	1,700,000
Harford	Tydings Island DMP Site, Harve de Grace	Replace deteriorated bulkhead which protects the Tydings Island dredged material placement site.	DG	550,000
Harford	Susquehanna State Park Lapidum Boating Facility Havre de Grace Area	Renovate existing comfort station, replace deteriorated informational kiosk, replace existing deteriorated timber pier, expand existing parking lot, and repair existing erosion at canoe launch all of which support the general boating public.	SP	138,000
Harford	Willoughby Beach, Edgewood	Renovate existing piers, public boat ramp, bulkhead, and parking area.	LG	60,000
Harford	Havre de Grace Municipal Boat Basin	Complete engineering to provide additional capacity at Tydings Island dredge material placement site for future maintenance dredging projects at Havre de Grace Municipal Marina.	DG	30,000
Harford	Broad Creek Landing, Darlington	Engineer renovations to existing bulkhead, pier, and launching ramp located on Broad Creek.	LG	30,000
Howard	Howard County Centennial Lake Ramp, Ellicott City	Renovate existing boat launch/fishing pier located on Centennial Lake.	LG	99,000
Kent	Town of Chestertown Wilmer Park Boat Landing	Repair existing bulkhead at Wilmer Park public landing for transient boaters.	LG	99,000
Kent	Bayside Boating Facility, Rock Hall	Pave Bayside public boating facility parking lot.	LG	99,000
Kent	Town of Chestertown, Cannon Street Boat Landing	Repair bulkhead at Cannon Street for transient boaters.	LG	50,000

K00A05 – Department of Natural Resources – PAYGO

<u>County</u>	<u>Location</u>	<u>Description</u>	<u>Funding Type</u>	<u>Funding Amount</u>
Montgomery	Black Hill Regional Park, Boyds	Purchase rescue equipment for the patrol boat at Black Hill Regional Park on Little Seneca Lake.	MFFR	3,650
National Park Service	National Park Service Parkwide C & O Canal National Historical Park Parkwide: Montgomery Co., Frederick Co., Washington Co.	Construct and improve emergency response access sites for the Park and local rescue units to aid the boating public along Potomac River.	LG	99,000
National Park Service	National Park Service – Parkwide C & O Canal National Historical Park Parkwide: Montgomery Co., Frederick Co., Washington Co.	General ramp maintenance at NPS public boating facilities that provide access to Potomac River.	LG	50,000
National Park Service	National Park Service – Parkwide C & O Canal National Historical Park Parkwide: Montgomery Co., Frederick Co., Washington Co.	Provide toilet facilities at public boat ramps throughout the Park on Potomac River.	LG	50,000
National Park Service	National Park Service C & O Canal National, Hagerstown Vicinity	Acquire rescue boat to assist vessels using Potomac River.	MFFR	24,000
Prince George's	Ft. Washington Marina – Phase II, Ft. Washington	This phase will consist of replacing two existing deteriorated docks as well as completing various other improvements at existing public marina facility.	SP	1,960,000
Prince George's	Laurel Marine Rescue Squad	Equipment to enhance water-based rescue & suppression coverage on Anacostia and Potomac Rivers.	MFFR	3,500
Queen Anne's	Kent Narrows Marina – Chester	Replace existing deteriorated public bulkhead, slips, and utilities at Kent Narrows off Chester River and Eastern Bay.	MF	750,000

K00A05 – Department of Natural Resources – PAYGO

<u>County</u>	<u>Location</u>	<u>Description</u>	<u>Funding Type</u>	<u>Funding Amount</u>
Queen Anne's	Matapeake Terminal/Public Boating Facility, Stevensville	Replace deteriorated bulkhead and install water/sewer.	SP	350,000
Queen Anne's	Thompson Creek Boat Ramp, Stevensville	Replace existing deteriorated boat ramp and access piers.	LG	99,000
Queen Anne's	Kent Narrows Marina – Chester	Resurface and stripe existing marina parking area at Kent Narrows.	LG	65,000
Queen Anne's	Kent Island Fire Department, Stevensville	Acquire fire/rescue boat to service Eastern Bay, Chester River, Chesapeake Bay, Kent Narrows, and vicinity.	MFFR	50,000
Queen Anne's	Centreville Landing, Centreville	Install electric service to 22 existing public boat slips.	LG	40,000
Somerset	Somers Cove Marina, Crisfield	Renovate/upgrade existing marina/security office space incl. making bathrooms ADA compliant and replace deteriorated bulkhead on Jersey Island.	SP	275,000
Somerset	St. Peters Creek, Champ	Replace existing deteriorated boat ramp on St. Peters Creek.	LG	99,000
Somerset	Wenona Harbor, Wenona	Replace deteriorated public boat ramp.	LG	99,000
Somerset	Lower Deal Island, Wenona	Replace deteriorated bulkhead and install approx. 16 new boat slips.	LG	99,000
Somerset	Smith Island – Tylerton	Replace existing deteriorated bulkhead located at Tylerton public boating facility on Smith Island.	LG	99,000
Somerset	Countywide	General maintenance at local public boating facilities.	LG	40,000
St. Mary's	Leonardtown Wharf, Leonardtown	New boating access facility to include construction of piers and replacement bulkhead located on Brenton Bay.	MF	300,000
St. Mary's	Point Lookout State Park, Scotland	Construct floating dock canoe/kayak launch at Nature Center, resurface existing parking lot and entrance road at ramp, replace existing boat rental building and equipment, and design boat storage facility.	SP	270,000

K00A05 – Department of Natural Resources – PAYGO

<u>County</u>	<u>Location</u>	<u>Description</u>	<u>Funding Type</u>	<u>Funding Amount</u>
St. Mary's	Countywide	General maintenance at local public boating facilities.	LG	99,000
St. Mary's	Forest Landing, Hollywood	Replace existing deteriorated bulkhead located on Cuckhold Creek.	LG	99,000
St. Mary's	Wicomico Shores, Mechanicsville	Replace portion of existing boat access pier damaged by Hurricane Isabel.	LG	99,000
St. Mary's	Mechanicsville	Acquire motorized inflatable boat to be used for rescue & emergency medical services on the Patuxent & Wicomico Rivers.	MFFR	12,000
Statewide	Statewide	Design and construct boating related shore erosion control projects statewide.	ST	550,000
Statewide	Statewide	Complete dredging/navigation/storm damage projects are occur out of budget cycle or exceed appropriated cost statewide.	NAV	250,000
Statewide	Statewide	Local cost share for proposed federally funded Sport Fish Restoration and BIG Projects statewide.	ST	500,000
Statewide	State Park Boating Facilities Western Maryland	General maintenance and repairs to boat ramps and floating dock systems at various state parks in Western Maryland.	SP	100,000
Statewide	Statewide	Local cost share to install marine sewage pumpout stations throughout the Chesapeake Bay and Maryland's waterways statewide	ST	75,000
Talbot	Edge Creek, Easton	Maintenance dredge navigation channels at Edge Creek to improve access for the general boating public.	TDDG	400,000
Talbot	Wye Landing, Wye Mills	Construct additional public ramp at existing boating facility.	LG	99,000
Talbot	St. Michaels, Chesapeake Bay Maritime Museum	Replace deteriorated bulkhead and utilities for transient dockage.	MF	99,000
Talbot	St. Michaels, Chesapeake Bay Maritime Museum	Replace HVAC in comfort station and deteriorated bulkhead used by transient boaters.	MF	99,000
Talbot	Hollis Park, St. Michaels	Replace deteriorated bulkhead and walkway at Hollis Park used by transient boaters.	LG	76,000

K00A05 – Department of Natural Resources – PAYGO

<u>County</u>	<u>Location</u>	<u>Description</u>	<u>Funding Type</u>	<u>Funding Amount</u>
Talbot	Kingston Landing, Easton	Resurface existing parking lot and install shoreline protection at public boat ramp facility.	LG	50,000
Talbot	St. Michael's Fire Department	Existing fire/rescue boat that serves Miles River area is over 22 years old and in need of replacement.	MFFR	50,000
Talbot	Claiborne Landing, Claiborne	Replace existing public boat ramp.	LG	20,000
Talbot	Oak Creek Landing, Newcomb	Replace existing public boat ramp.	LG	20,000
Wicomico	Ellis Bay Wildlife Management Area, Nanticoke	Resurface existing gravel parking lot and replace existing deteriorated timber boat ramp.	SP	105,000
Wicomico	Countywide	Complete repairs at county-owned public boat launch and marine facilities.	LG	99,000
Wicomico	Cherry Beach Ramp, Sharptown	Replace existing boat ramp on Nanticoke River.	LG	99,000
Wicomico	Allen Fire Company	Purchase equipment in support of marine fire/rescue operations that serve Wicomico River.	MFFR	5,000
Worcester	Pocomoke River State Park Boat Ramp Milburn Landing, Pocomoke City/Snow Hill	Repave parking lot and access road to the Milburn Landing public boat ramp.	SP	300,000
Worcester	Cedar Hall Wharf, Pocomoke City/Cedar Hall	Reconstruct/overlay existing parking facility to meet ADA requirements.	LG	99,000
Worcester	Town of Snow Hill – Byrd Park	Replace deteriorated boat ramp at Byrd Park.	LG	99,000
Worcester	Pocomoke City	Construct new finger piers and out-pilings to create up to 15 new boat slips and re-deck existing docks along Pocomoke River.	LG	99,000
Worcester	Public Landing, Snow Hill	Shoreline stabilization with low profile stone revetment for boat ramp parking lot.	LG	99,000
Worcester	Gum Point, Ocean Pines/Berlin	Extending existing ramp and finger piers on Turnville Creek.	LG	50,000

K00A05 – Department of Natural Resources – PAYGO

<u>County</u>	<u>Location</u>	<u>Description</u>	<u>Funding Type</u>	<u>Funding Amount</u>
Worcester	Pocomoke City	Install a new fuel station and dock for the general boating public.	LG	50,000
Worcester	Ocean Pines Fire Department	Acquire fire/rescue boat to service St. Martin River, Isle of Wight Bay, Manklin & Turnville Creeks, and Shingle Landing Prong.	MFFR	50,000
Worcester	Assateague State Park Boat Ramp, Berlin/Ocean City	Place erosion protection around boat piers, replace the lighting, burn and clear phragmites, and repair the fish cleaning station.	SP	50,000
Worcester	Taylor Landing, Girdletree	Reconstruct and overlay of existing parking facility to meet ADA requirements.	LG	25,000
			Sub-Total	\$25,000,000
Federally Funded Waterway Improvement Projects				
Statewide	Statewide	Federal cost share for proposed U.S. Fish & Wildlife approved projects. Tentative projects include Baltimore Inner Harbor Marina, Wilson Pt. Park Boat Ramp, and River Bend Park Boat Ramp.	ST	1,000,000
			Total	\$26,000,000

Key

- DG = 100% dredging/navigation
- LG = 100% local grant
- MF = matching funds local governments
- MFFR = matching funds fire/rescue
- MFDG = matching funds dredging grants
- SP = 100% State project
- ST = statewide project

Fiscal 2006 Waterway Project Status

<u>County</u>	<u>Location</u>	<u>Project Description</u>	<u>Grant Type</u>	<u>Funding Amount</u>
Allegany	Mason Recreation Complex	Provide electric service to existing comfort station.	LG	\$24,900
Anne Arundel	Annapolis FD HQ 1790 Forest Drive Annapolis, Md 21401	Maintain existing and purchase additional fire/rescue boat for City of Annapolis.	MFFR	50,000
Anne Arundel	Anne Arundel County Fire Department	Maintain and acquire marine fire/rescue boats used Countywide.	MFFR	50,000
Anne Arundel	Rockhold Creek Jetty	Provide local cost share to construct new stone jetty and upgrade an existing jetty at the entrance to Rockhold Creek in cooperation with the U.S. Army Corps of Engineers.	DG	850,000
Anne Arundel	Bodkin Creek	Maintenance dredge entrance navigation channel at Bodkin Creek.	DG	300,000
Anne Arundel	Selby Bay	Dredge main navigation channel in Selby Bay.	DG	510,000
Anne Arundel	Citywide Improvements	Complete minor repairs & improvements at various public boating facilities located in Annapolis	LG	99,000
Anne Arundel	Sandy Point State Park	Resurface main boat trailer parking lot and install new lighting at boat ramp facility.	SP	750,000
Anne Arundel	Countywide	Provide funds to complete environmental assessments and acquire permits for proposed navigation projects that benefit the general boating public throughout Anne Arundel County.	MFDG	250,000
Anne Arundel	Clements Creek	Dredge main navigation channel for local and transient boaters at Clements Creek.	MFDG	115,000
Anne Arundel	Annapolis City Dock/Harbor	Replace existing bulkhead, transient slips, utilities, and walkways at Annapolis City Dock/Harbor.	MF	500,000
Baltimore City	Baltimore City Police Department	Purchase two replacement marine patrol boats to be used in Baltimore Harbor and vicinity.	MFFR	50,000
Baltimore City	Baltimore City Fire Department	Acquire new equipment for dive team, fire/rescue boats, and purchase/install safety rails along the fire boat pier.	MFFR	50,000

K00A05 – Department of Natural Resources – PAYGO

<u>County</u>	<u>Location</u>	<u>Project Description</u>	<u>Grant Type</u>	<u>Funding Amount</u>
Baltimore City	Fort Armistead Ramp/Pier	Complete extensive repairs to ramp and pier damaged by Hurricane Isabel.	MF	250,000
Baltimore County	Bowley's Quarter VFD	Purchase replacement fire/rescue boat and equipment.	MFFR	50,000
Baltimore County	Arbutus Volunteer Fire Department	Replace rescue boat and upgrade equipment in support of water rescue operations.	MFFR	10,500
Baltimore County	Kingsville Volunteer Fire Department	Acquire vessel and equipment for water rescue team.	MFFR	33,000
Baltimore County	Back River Tributary Maintenance Dredging	Maintenance dredge navigation channels at Muddy Gut, Lynch Point Cove and Greenhill Cove located off Back River to improve access for the boating public.	MFDG	604,000
Baltimore County	Rocky Point Park	Repave existing parking lot and roadway for boat ramp and complete various other improvements at facility.	LG	99,000
Baltimore County	Turner Station Park	Replace decking, cleats, cap piles, and make other improvements to the existing public boating access pier at the Park.	LG	50,000
Baltimore County	Galloway Creek	Dredge navigation channels to improve access for the boating public.	MFDG	428,000
Baltimore County	Seneca Creek and Goose Harbor Cove Dredging	Dredge navigation channels to improve access for the boating public.	MFDG	300,000
Baltimore County	Browns Cove	Dredge navigation channels to improve access for the boating public.	MFDG	395,000
Baltimore County	Duck / Deep Creek Dredging	Dredge navigation channels to improve access for the boating public.	MFDG	40,000
Baltimore County	North Point State Park	Replace pier piling/decking and maintenance dredge existing boating pier.	SP	75,000
Baltimore County	Baltimore County SAV Monitoring	Collect submerged aquatic vegetation data for local dredging projects in accordance with regulatory agency requirements.	MFDG	40,000
Baltimore County	Gunpowder Falls State Park	Construct four small boat launches to provide boating access to the Upper Gunpowder Falls.	SP	30,000
Baltimore County	Gunpowder Falls State Park	Replace two existing and install one new floating dock at Dundee Creek Marina.	SP	100,000

K00A05 – Department of Natural Resources – PAYGO

<u>County</u>	<u>Location</u>	<u>Project Description</u>	<u>Grant Type</u>	<u>Funding Amount</u>
Calvert	Calvert County Dive/Rescue Team	Acquire patrol/rescue vessels and equipment.	MFFR	10,000
Caroline	Federalburg Boat Ramp	Stabilize existing eroding shoreline, replace finger piers and existing launch ramp, and repave parking lot.	LG	99,000
Caroline	Greensboro Boat Ramp Caroline Co. Rec & Parks	Install ADA floating dock along bulkhead, stabilize trail surface from parking area to the dock, and install parking signage.	LG	25,000
Caroline	Crouse Park Marina Boat Basin	Replace existing bulkhead at public boat basin.	LG	99,000
Caroline	Choptank Marina	Replace/upgrade existing boat slips and associated utilities damaged by Hurricane Isabel to provide safe access for the boating public.	MF	50,000
Caroline	Choptank Service Pier Reconstruction	Replace existing marine sewage pumpout pier damaged by Hurricane Isabel.	LG	37,000
Carroll	Piney Run Park	Replace existing floating dock system to make it ADA compliant for the boating public.	LG	78,000
Cecil	Charlestown Volunteer Fire Department	Acquire a replacement fire/rescue boat.	MFFR	50,000
Cecil	Town of Port Deposit	Install new floating dock system for transient boaters.	LG	99,000
Cecil	Town of Perryville	Construct parking lot and design a small boat launch area.	LG	99,000
Cecil	Stemmers Run Boating Facility	Construct stone breakwater, dredge existing channel, and make other repairs caused by Hurricane Isabel.	SP	350,000
Cecil	Town of Chesapeake City	Provide electrical service, lighting, and lift system at existing floating dock at North Chesapeake City and install additional dock at Becks Landing.	LG	99,000
Cecil	Town of Chesapeake City	Dredge portion of existing boat basin for transient vessels at Becks Public Landing.	DG	116,000
Cecil	Town of North East	Expand/modify transient boat pier to make it ADA compliant.	LG	50,000

K00A05 – Department of Natural Resources – PAYGO

<u>County</u>	<u>Location</u>	<u>Project Description</u>	<u>Grant Type</u>	<u>Funding Amount</u>
Cecil	Town of Charlestown	Add additional boat slips at existing Town pier for the boating public.	LG	50,000
Cecil	Rogues Harbor / Elk Neck State Park	Replace storage compound fence, paint exterior of the Rouge's Harbor Marina Building, and install automatic gate.	SP	20,000
Charles	Slavin's Pier / Mattingley Park	Replace and widen existing boat ramp and expand/improve boarding piers to make ADA accessible.	LG	99,000
Charles	Smallwood State Park	Replace existing floating pier/wave attenuating breakwater at existing public marina.	SP	650,000
Dorchester	City of Cambridge Municipal Marina	Upgrade/expand existing Municipal Marina including replacing existing marina breakwaters and adding approx. 160 new public boat slips, utilities, and associated improvements.	MF	950,000
Dorchester	Town of Secretary	Replace existing public boat ramp with double wide concrete ramp and enlarge/pave existing parking lot.	LG	99,000
Dorchester	Elliott's Island Jetty	Reinforce and extend existing timber jetty with armor stone.	LG	75,000
Dorchester	Fishing Bay WMA	Resurface and upgrade existing parking lot and ramp for the boating public.	SP	90,000
Dorchester	Kirwan's Wharf Boat Ramp Overlay	Repave existing parking area.	LG	30,000
Dorchester	Cambridge Marine Terminal	Complete engineering phase to replace existing deteriorated bulkhead.	SP	70,000
Dorchester	Town of Vienna Waterfront Project Phase II	Stabilize existing shoreline, complete improvements to existing dock, and install an additional boating access pier.	LG	99,000
Dorchester	Trenton Street Boat Ramp Slip Construction	Construct approx. 10 new boat slips at existing public landing facility.	LG	25,000
Dorchester	Tyler's Cove Pier Rehabilitation	Replace decking/piles at existing public boating pier.	LG	99,000
Dorchester	Taylor's Island Wharf	Replace existing bulkhead and repave the parking area.	LG	99,000

K00A05 – Department of Natural Resources – PAYGO

<u>County</u>	<u>Location</u>	<u>Project Description</u>	<u>Grant Type</u>	<u>Funding Amount</u>
Frederick	Point of Rocks	Replace existing boat ramp and surface parking area/access road to make facility ADA compliant.	LG	25,000
Garrett	Jennings Randolph Lake Herrington Manor State Park	Pave existing boat parking lot and repair washout to curb and gutter section at parking area. Provide maintenance to existing floating pier system.	SP	150,000
Harford	City of Havre de Grace Municipal Basin	Replace deteriorated existing piers/piling at Municipal Yacht Basin.	MF	100,000
Harford	Otter Point Creek Dredging	Construct upland dredge material placement site to accommodate future maintenance dredging projects located in Otter Point Creek and Bush River.	DG	500,000
Harford	Havre de Grace Jean Roberts Park	Install ramp extension and floating pier.	LG	99,000
Harford	Havre de Grace Marina	Maintenance dredge existing navigation channel serving City marina.	DG	550,000
Harford	City of Havre de Grace Tydings Park	Construct permanent restrooms, pier, and repair ramp for the boating public.	LG	99,000
Howard	Centennial Lake Boating Access Area	Replace bulkhead and construct a path/boardwalk from boat basin to existing restroom/concession areas.	MF	52,000
Kent	Turner's Creek Breakwater	Construct breakwater to protect public ramp and pier.	DG	275,000
Kent	Quaker Neck Landing	Replace existing public boat ramp.	LG	99,000
Kent	Shipyard Ramp	Replace existing public boat ramp.	LG	99,000
Montgomery	Seneca Creek State Park	Improve existing and install additional shoreline protection at Boating Center and extend boat ramp to ensure safe use of facility.	SP	160,000
National Park Service	ADA Comfort Station	Provide/maintain ADA compliant toilets located at public boat ramps throughout the park.	LG	50,000
National Park Service	Parkwide Ramp Maintenance	General repairs and improvements to existing public boating facilities.	LG	50,000

K00A05 – Department of Natural Resources – PAYGO

<u>County</u>	<u>Location</u>	<u>Project Description</u>	<u>Grant Type</u>	<u>Funding Amount</u>
Prince George's	PG County Vol. Underwater Rescue & Recovery Team Inc.	Rehabilitate existing rescue boat and acquire equipment needed for rescue and recovery.	MFFR	50,000
Prince George's	Fort Washington Public Marina	Replace existing floating dock and complete other improvements at Fort Washington Public Marina.	SP	995,000
Queen Anne's	Kent Island Volunteer Fire Department	Replace existing 23-year-old fire/rescue boat and safety equipment.	MFFR	50,000
Queen Anne's	United Communities VFD	Replace existing 33-year-old fire/rescue vessel and safety equipment.	MFFR	50,000
Queen Anne's	Matapeake Marine Terminal	Maintenance dredge portion of existing marine terminal boat basin.	SP	250,000
Queen Anne's	Dominion Slip Dredging	Dredge existing public boat slips to improve boating access.	DG	25,000
Queen Anne's	Dominion Public Landing and Ramp	Resurface existing parking lot and install security lighting at ramp.	LG	20,000
Queen Anne's	Centreville – Corsica River	Engineering for transient/dingy dock and shoreline protection.	LG	25,000
Queen Anne's	Wye Island NRMA	Replace deteriorated piles and decking on existing boat pier.	SP	40,000
Queen Anne's	Kent Narrows Boat Ramp	Replace existing ramp at steeper grade to accommodate larger trailered vessels.	LG	99,000
Queen Anne's	Matapeake Marine Terminal	Replace section of existing deteriorated steel bulkhead.	SP	70,000
Queen Anne's	Southeast Creek	Replace deteriorating timber bulkhead at Southeast Creek public boating facility.	LG	99,000
Queen Anne's	First Avenue Dock	Replace failing bulkhead and decking at existing public landing.	LG	25,000
Queen Anne's	Grove Creek Dredging	Maintenance dredge existing entrance channel and install stone jetty/shoreline protection.	TDDG	500,000
Somerset	Wenona Harbor	Stabilize breeched shoreline area located adjacent to existing navigation channel at Wenona Harbor.	DG	250,000
Somerset	Somers Cove Public Marina	Install finger piers, electric service, and lighting along connecting pier at Marina.	SP	200,000
Somerset	Champ / St. Peters Creek Boat Ramp	Replace existing deteriorated boat ramp.	LG	99,000

K00A05 – Department of Natural Resources – PAYGO

<u>County</u>	<u>Location</u>	<u>Project Description</u>	<u>Grant Type</u>	<u>Funding Amount</u>
Somerset	City of Crisfield	Redeck City dock used by the general boating public.	LG	11,000
Somerset	Dames Quarter Dock	Replace deteriorated County public boating dock.	LG	99,000
Somerset	Somers Cove Public Marina	Change configuration of existing fuel pier to allow multiple users and reduce possibility of accidental fuel spills.	SP	250,000
Somerset	Deal Island Boat Ramp	Replace existing deteriorated boat ramp.	LG	99,000
Somerset	Somers Cove Public Marina	Remove deteriorated decking on existing pier.	SP	65,000
Somerset	Webster's Cove Shoreline Protection	Engineer shoreline protection at the Webster's Cove Marina to prevent material from entering existing navigation channel.	DG	100,000
St. Mary's	Wicomico Shores – Hurricane Isabel Pier Repair	Replace existing pier damaged by Hurricane Isabel.	LG	99,000
St. Mary's	Wicomico Shores Boat Ramp Replacement	Replace existing boat ramp, catwalk, and install new bulkhead for the boating public. Also make facility ADA compliant.	LG	99,000
St. Mary's	St. Jerome's Creek	Maintenance dredge Southern Prong Channel located adjacent to Corps of Engineers navigation channel at St. Jerome Creek.	DG	585,000
St. Mary's	St. Mary's Countywide Maintenance	Perform needed repairs and maintenance to existing public landings, boat ramps, and wharves throughout St. Mary's County.	LG	99,000
St. Mary's	Tall Timbers Landing	Replace existing deteriorated 30-year-old boating pier.	LG	99,000
St. Mary's	Paul Ellis Landing	Replace existing deteriorated 30-year-old boating pier.	LG	99,000
St. Mary's	Pt. Lookout State Park	Re-deck and replace structural timbers on existing public boating pier.	SP	50,000
St. Mary's	Pt. Lookout State Park	Resurface existing parking lot & install lighting at boat ramp facility.	SP	85,000

K00A05 – Department of Natural Resources – PAYGO

<u>County</u>	<u>Location</u>	<u>Project Description</u>	<u>Grant Type</u>	<u>Funding Amount</u>
Statewide	Statewide Boating Infrastructure Grants	State cost share for proposed Federal Boating Infrastructure Grant Projects that service transient vessels 26' and over.	ST	200,000
Statewide	Statewide Navigational/Dredging & Storm Damage	Complete public navigation, dredging, and storm-related facility projects that arise outside of budget cycle or exceed estimated costs.	ST	335,418
Statewide	Statewide Marine Sewage Pumpout	Provide State cost share for Federal Clean Vessel Act grant program that provides reimbursements to public and private marinas for the purchase & installation of marine sewage pumpout facilities.	ST	75,000
Statewide	Statewide Shore Erosion Program	Complete boating related shoreline erosion control projects by providing 15-year interest-free loans for qualified shore erosion control projects through DNR's Shore Erosion Control Program.	ST	750,000
Talbot	Windy Hill Landing	Minor repairs to exiting boarding piers and parking lot at boat ramp.	LG	20,000
Talbot	Skipton Landing	Minor repairs to exiting boarding piers and parking lot at boat ramp.	LG	20,000
Talbot	St. Michaels	Replace deteriorated bulkhead and adjacent walkway at Hollis Park for the boating public.	LG	99,000
Talbot	St. Michaels	Replace deteriorated bulkhead, walkway, and finger piers at Mill Street for the boating public.	MF	150,000
Talbot	Dogwood Harbor	Replace deteriorated bulkhead and slips at public boating facility.	MF	100,000
Washington	Little Tonoloway	Repair storm damage at existing boat ramp.	LG	99,000
Washington	Washington County Dive Rescue / Co 29	Purchase marine rescue equipment for swift water rescue team.	MFFR	17,000
Washington	Potomac Valley Fire Sharpsburg	Purchase marine rescue boat and equipment for water rescue team.	MFFR	8,432
Washington	NPS/Four Locks Boat Ramp	General improvements to public boat launching dock, parking area, and handicap accessible toilet.	LG	99,000
Wicomico	Allen Volunteer Fire Company	Purchase a new fire rescue boat.	MFFR	37,500

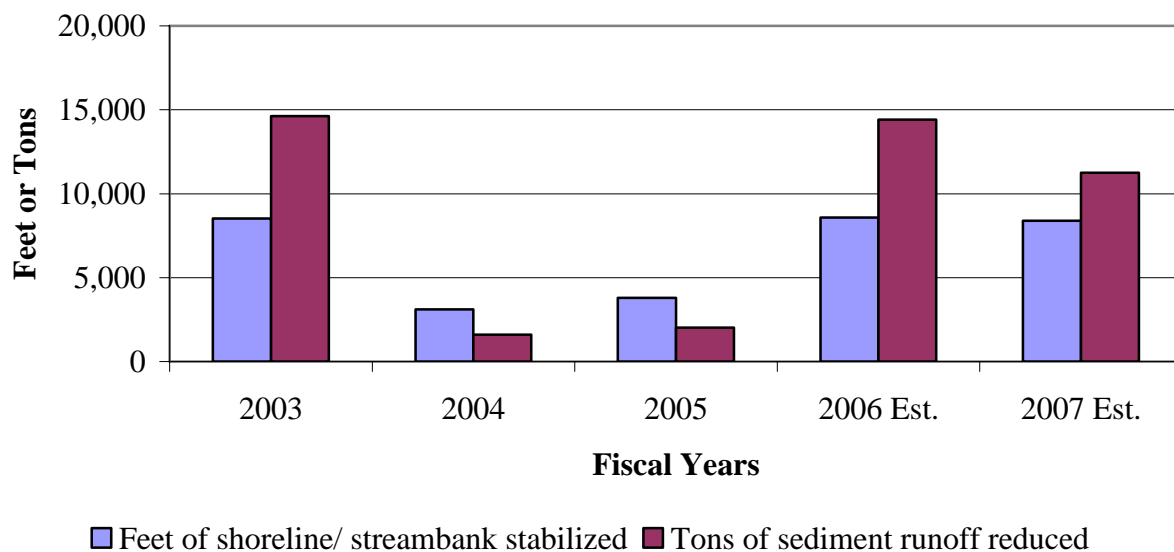
K00A05 – Department of Natural Resources – PAYGO

<u>County</u>	<u>Location</u>	<u>Project Description</u>	<u>Grant Type</u>	<u>Funding Amount</u>
Wicomico	Wicomico Countywide Maintenance	Funds will be used to undertake required repairs at county-owned and operated boat launching and marina facilities.	LG	99,000
Wicomico	Nanticoke Harbor Jetty	Replace existing jetty structures in cooperation with the Corps of Engineers to reduce siltation in public navigation channel/harbor.	DG	380,000
Worcester	George Island Landing	Reconstruct existing bulkhead and repave boat ramp parking lot to meet ADA requirements.	LG	50,000
Worcester	South Point	Construct stone revetment/jetty to protect existing public boat ramp.	LG	99,000
Worcester	Public Landing Marina	Complete shoreline stabilization project at public boat ramp facility.	MF	115,250
Worcester	Pocomoke River State Park	Replace existing 40-year-old deteriorated mooring pilings at the Shad Landing Marina.	SP	35,000
Worcester	Byrd Park - North Boat Ramp	Replace existing deteriorated boat ramp at Byrd Park.	LG	99,000
Worcester	West Ocean City	Construct jetty and revetment to protect existing channel and boat harbor.	DG	100,000
Worcester	Pocomoke River State Park	Provide diesel fueling system at the Shad Landing Marina for the boating public.	SP	100,000
Worcester	Public Landing Pavilion Shoreline Stabilization	Complete shoreline stabilization revetment at Public Landing Pavilion public boating facility.	LG	99,000
			Total	\$20,000,000

Key

- DG = 100% dredging/navigation
- LG = 100% local grant
- MF = matching funds local governments
- MFFR = matching funds fire/rescue
- MFDG = matching funds dredging grants
- SP = 100% State project
- ST = statewide project

Exhibit 11
Shore Erosion Control Projects



Source: Budget Books, Fiscal 2006 and 2007

Shore Erosion Control Loan Fund Data

Fund History

	<i>FY 2005 Actual</i>	<i>FY 2006 Estimated</i>	<i>FY 2007 Estimated</i>
Beginning Balance	\$208,763	\$178,247	\$200,248
REVENUE			
Special Funds – Loan Repayments	1,115,207	1,200,000	1,100,000
TOTAL REVENUE	1,115,207	1,200,000	1,100,000
TOTAL AVAILABLE	1,323,970	1,378,247	1,300,248
ENCUMBRANCES			
Loans	790,479	793,332	1,090,000
Operating Expenses	355,244	384,667	150,357
TOTAL ENCUMBRANCES	1,145,723	1,177,999	1,240,357
Ending Balance	\$178,247	\$200,248	\$59,991

Note: This table reflects operating expenditures, operating funds for nonstructural shore erosion loans, as well as PAYGO capital funds for structural shore erosion loans.

(\$ in Millions)

<i>Description</i>	<i>2005 Approp.</i>	<i>2006 Approp.</i>	<i>2007 Request</i>	<i>2008 Estimate</i>	<i>2009 Estimate</i>	<i>2010 Estimate</i>	<i>2011 Estimate</i>
PAYGO SF	\$0.500	\$0.500	\$0.800	\$0.800	\$0.800	\$0.800	\$0.800

Recommended Actions

1. Concur with Governor's allowance.

Fiscal 2007 Proposed Shore Erosion Projects

<u>Project</u>	<u>Location</u>	<u>Amount (\$)</u>	<u>Purpose</u>
Betterton (Phase I)	Kent County	\$250,000	Stone Revetment
Black Walnut Point Road – West – Tilghman Island	Talbot County	120,000	Stone Revetment
St. George's Island, Shanty Pt. Ln.	St. Mary's County	130,000	Stone Reinforcement
Chesapeake Haven Community, Grove Point	Cecil County	100,000	Stone Breakwaters
Oxford Park	Talbot County	100,000	Stone Breakwaters and Sill
Sunset Point Comm. Assoc.	Cecil County	100,000	Stone Breakwaters
Various Projects		100,000	
Total		\$800,000	

Fiscal 2006 Shore Erosion Projects Status

<u>Project</u>	<u>Location</u>	<u>Amount (\$)</u>	<u>Purpose</u>
Saunder's Point	Anne Arundel County	\$200,000	Construct breakwaters
Carpenters Point	Calvert County	100,000	Stone revetment repairs, stone ditch lining, and sand dunes
Calvert Beach	Calvert County	200,000	Construct stone breakwaters
Total		\$500,000	

Fiscal Summary
Department of Natural Resources PAYGO

<u>Program/Unit</u>	<u>FY05 Actual</u>	<u>FY06 Wrk Approp</u>	<u>FY07 Allowance</u>	<u>Change</u>	<u>FY06 - FY07 % Change</u>
10 Outdoor Recreation Land Loan	\$ 7,023,000	\$ 100,400,093	\$ 301,407,315	\$ 201,007,222	200.2%
11 Waterway Service Projects	12,450,000	20,500,000	26,000,000	5,500,000	26.8%
14 Capital Grants & Loans - Shoreline Erosion Control	500,000	500,000	800,000	300,000	60.0%
06 Ocean City Maintenance	141,024	1,000,000	1,000,000	0	0%
Total Expenditures	\$ 20,114,024	\$ 122,400,093	\$ 329,207,315	\$ 206,807,222	169.0%
Special Fund	\$ 18,954,024	\$ 117,900,093	\$ 322,057,315	\$ 204,157,222	173.2%
Federal Fund	1,160,000	4,500,000	7,150,000	2,650,000	58.9%
Total Appropriations	\$ 20,114,024	\$ 122,400,093	\$ 329,207,315	\$ 206,807,222	169.0%

Note: The fiscal 2006 appropriation does not include deficiencies, and the fiscal 2007 allowance does not reflect contingent reductions.