

D90U00
Canal Place Preservation and Development Authority

Operating Budget Data

(\$ in Thousands)

	FY 05	FY 06	FY 07	FY 06-07	% Change
	<u>Actual</u>	<u>Working</u>	<u>Allowance</u>	<u>Change</u>	<u>Prior Year</u>
General Fund	\$252	\$265	\$321	\$56	21.2%
Special Fund	<u>221</u>	<u>225</u>	<u>200</u>	<u>-25</u>	<u>-11.1%</u>
Total Funds	\$473	\$490	\$522	\$31	6.4%

- Canal Place received a \$50,000 deficiency appropriation for fiscal 2006 that is not reflected in the tables in this analysis. The additional funds are needed largely because a grant from the Maryland Heritage Areas Authority was not awarded as expected.
- The fiscal 2007 allowance totals \$521,549, a 6.4% increase over the fiscal 2006 working appropriation. Expenses for personnel, facilities maintenance, and supplies account for the increases.

Personnel Data

	FY 05	FY 06	FY 07	FY 06-07
	<u>Actual</u>	<u>Working</u>	<u>Allowance</u>	<u>Change</u>
Regular Positions	4.00	4.00	4.00	0.00
Contractual FTEs	<u>0.00</u>	<u>0.00</u>	<u>0.00</u>	<u>0.00</u>
Total Personnel	4.00	4.00	4.00	0.00

Vacancy Data: Regular Positions

Turnover, Excluding New Positions	0.00	0.00%
Positions Vacant as of 12/31/05	1.00	25%

Note: Numbers may not sum to total due to rounding.

For further information contact: Monica L. Kearns

Phone: (410) 946-5530

Analysis in Brief

Major Trends

Attendance at Summer Events Is Up, but Total Visitor Numbers Continue to Lag Expectations: Project delays are dampening overall visitor numbers, but the three-day CanalFest/RailFest summer event and the Summer in the City music series held on weekend nights are drawing more visitors each year. Total visitors are expected to be 128,900 in fiscal 2006, rather than the 230,000 estimate.

Fundraising Level Is Static; Education Efforts Are on Track: Private fundraising averaged \$43,300 annually from fiscal 2002 to 2005. It is expected to stay in this range in fiscal 2006 and 2007. Educational programs involving volunteers for interpretive programs and a speakers' bureau are continuing.

Issues

Private Development Parcel Waiting for Developer Action; Deadline Is March 2006: A portion of the Canal Place site is slated for private development. Canal Place still is in negotiations with a developer who wants to put in a 100-room hotel and restaurant on the parcel. The deadline for the developer to exercise the option to lease is March 20, 2006. **The Department of Legislative Services recommends that Canal Place comment on the likelihood of the developer exercising the option to lease. Canal Place also should comment on contingency plans if the developer does not lease the parcel and overall prospects for self-sufficiency.**

Recommended Actions

1. Concur with Governor's allowance.

Updates

Project Status – 20 Projects Completed, Four to Go: Remaining projects managed by Canal Place include the Crescent Lawn Festival Grounds and the parking lot. The U.S. Army Corps of Engineers is managing the C&O Canal rewatering project, and a private developer will manage construction on the private development parcel.

Canal Place Preservation and Development Authority

Operating Budget Analysis

Program Description

In 1993, the Canal Place Preservation and Development Authority (Canal Place) was created by legislation to spur the preservation, development, and management of the Canal Place Heritage Area in downtown Cumberland. Canal Place is charged with transforming the area into a major heritage tourism destination. Its responsibilities, directed by a nine-member commission, are to:

- preserve or assist in the preservation of buildings, structures, and settings of historical value;
- conduct activities to educate the public about the history and significance of the heritage area;
- provide recreational uses of the heritage area; and
- facilitate economic development in the heritage area, such as through public and private investment in adaptive reuse, interpretive attractions, or other activities.

When fully developed, Canal Place will feature boat rides along a restored section of the Chesapeake and Ohio (C&O) Canal, which broke ground in Washington, DC in 1828 and reached Cumberland in 1850. Today, visitors can walk or bike along the canal towpath and can benefit from other Canal Place projects that have been completed. A retail marketplace includes nine shops and a plaza that hosts music and festival events. A canal boat replica is on display, and train rides are available from the historic Western Maryland Railway Station.

Major festival grounds are under construction, as is an enhanced link to the interstate Allegheny Highlands Trail for hiking and biking. When fully completed, this trail network will stretch from Pittsburgh to Washington, DC. Other projects at Canal Place include expanding the visitor center, overseeing private development of a hotel and restaurant, and improving parking and access for vehicles and pedestrians.

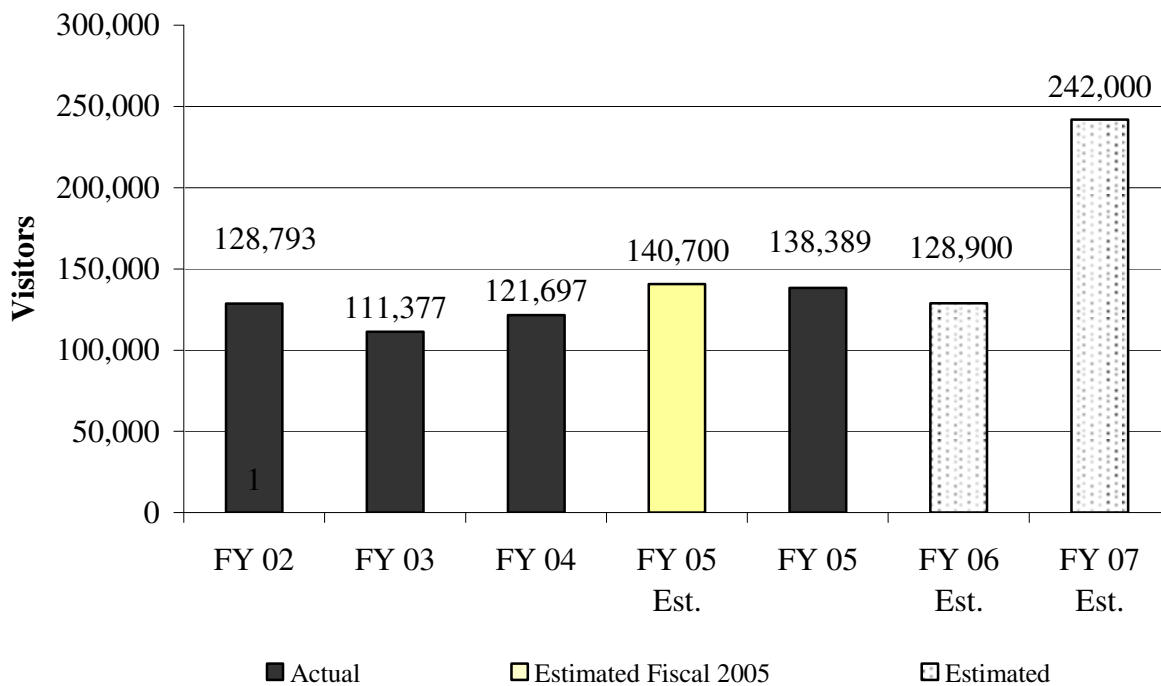
Performance Analysis: Managing for Results

Canal Place reports that the historic downtown Cumberland area is newly revitalized, helped by its own efforts and those of the Main Street program and other interests. According to representatives from Canal Place, property values have risen and downtown events are drawing increasing numbers of people. The agency's Managing for Results data provide numerous performance measures that reflect its efforts to develop a successful tourist destination and economic engine for the City of Cumberland.

Attendance at Summer Events Is Up, but Total Visitor Numbers Continue to Lag Expectations

Canal Place had expected its total visitor count to approach 230,000 in fiscal 2006. However, as shown in **Exhibit 1**, total visitors in fiscal 2006 are expected to be 128,900, continuing the trend of visitor count coming in below estimates.

Exhibit 1
Canal Place Visitors
Fiscal 2001 – 2007



Source: Canal Place Preservation and Development Authority

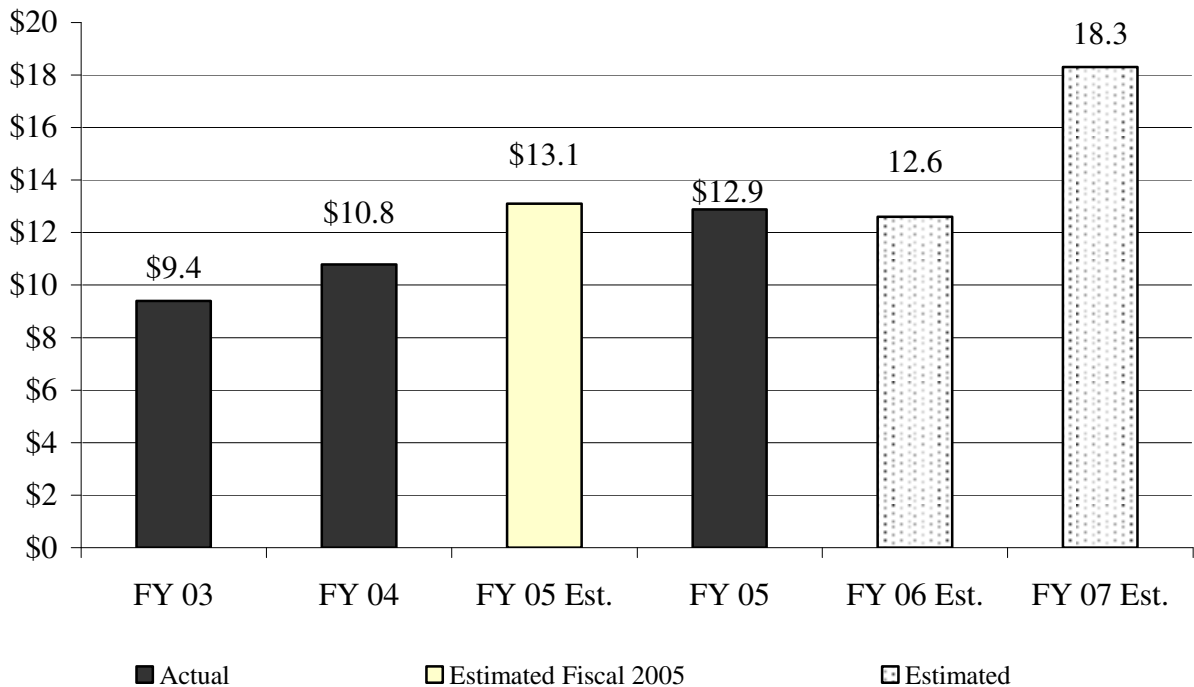
In the case of fiscal 2006, the Allegany Highlands Trail connection project was expected to be completed but was delayed and now has been scaled back. Seven miles of the Maryland portion of the trail recently was completed bringing the completed Maryland section to 12 miles, and the new trail is expected to draw 75,000 visitors in its first year.

Also, the decision by Allegany County and the City of Cumberland to not locate a new visitor center at Canal Place caused the numbers for fiscal 2006 and out-years to drop by about 26,000 each year. Visitor numbers are expected to jump to 242,000 in fiscal 2007 with the completion of the Allegany Highlands Trail Connection and the Crescent Lawn festival grounds. Although project

delays are dampening overall visitor numbers, the three-day CanalFest/RailFest summer event and the Summer in the City music series held on weekend nights are drawing more visitors each year.

The lower-than-expected visitor count affects the economic impact of Canal Place. **Exhibit 2** shows that the economic impact is expected to be \$12.6 million in fiscal 2006 which is in the same range as 2005.

Exhibit 2
Canal Place Economic Impact
Fiscal 2002 – 2007
(\$ in Millions)



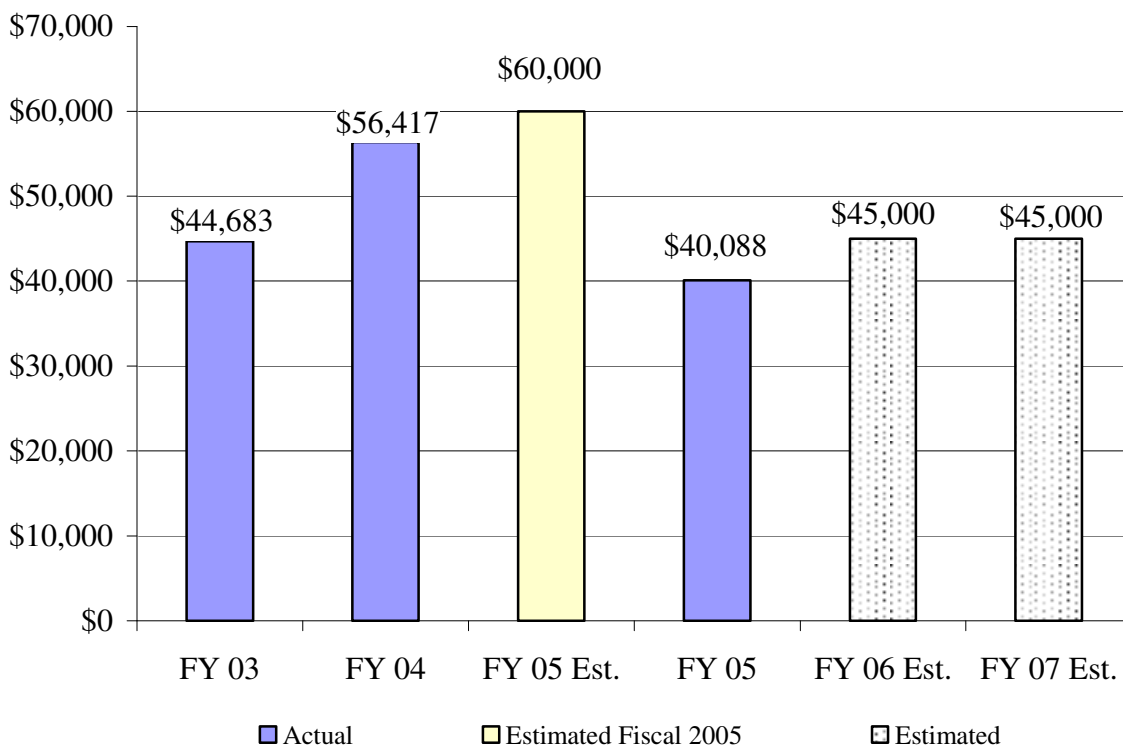
Note: Data are based on the Travel Industry of America’s calculation of the average dollars spent per visitor. The base year was fiscal 1996 at \$60 per visitor, and it has increased by 5% each year. Therefore, the fiscal 2006 estimate of \$12.6 million represents \$97.73 per heritage visitor times 128,900 visitors. Beginning in fiscal 2007, visitors will include hikers and bike riders for the Allegany Highlands trail, and they will spend an estimated \$15 each.

Source: Canal Place Preservation and Development Authority

Fundraising Level Is Static; Education Efforts Are on Track

Canal Place also has a goal to secure funding through corporate sponsorships, community membership, and other private donations. Private fundraising averaged \$43,300 annually from fiscal 2002 to 2005, as shown in **Exhibit 3**. It is expected to stay in this range in fiscal 2006 and 2007.

Exhibit 3
**Private Funding from Corporate Sponsorship,
Community Membership, and Donations**



Source: Canal Place Preservation and Development Authority

Canal Place has discussed forming a “Friends Group” to help with fundraising efforts, but, like last year, the group is on hold. The authority believes that major fundraising campaigns by other local groups, including a hospital, the YMCA, and the United Way, present too much competition. However, Canal Place says it will continue to aggressively solicit support for the CanalFest/RailFest and Summer in the City Music series events.

Canal Place is generally on track with its objectives to develop educational programs. Volunteers are coordinated with the C&O Canal National Historical Park to assist with interpretive programs. One or two student interns from business, marketing, or hospitality programs at Allegany

College and Frostburg State University help Canal Place with its activities. A speakers' bureau gives presentations on Canal Place's history and current events to local civic and social organizations, high school classes, and upper-level college classes.

Fiscal 2006 Actions

Deficiency Appropriation Totals \$50,000

Canal Place has a \$50,000 proposed deficiency appropriation for fiscal 2006 that is not reflected in the tables in this analysis. The additional funds are needed largely because a grant from the Maryland Heritage Areas Authority for \$50,000 was not awarded as expected.

Canal Place received this grant in fiscal 2005 along with a waiver from Maryland Heritage to use it for operating expenses, but a legislative audit directed Maryland Heritage to discontinue the funding because funds from one State agency to another can be used for specific program expenses but not general operating expenses. Canal Place has resubmitted a \$25,000 grant proposal to Maryland Heritage for fiscal 2007 that would specifically support a contract for marketing services with the Allegany County Tourism agency.

Canal Place has incurred other unexpected expenses during fiscal 2006. The bike shop in the retail marketplace closed, leaving Canal Place with a loss of \$1,500 in monthly rent, totaling \$15,000 for the year. The bike shop owner has filed for bankruptcy, and Canal Place said it cannot re-lease the space until the bankruptcy is settled. Also, three Canal Place buildings have to be historically inventoried at a cost of \$3,500 before they are torn down for the parking lot project, and Canal Place has experienced \$7,000 in increased costs, mostly from utilities.

Governor's Proposed Budget

Exhibit 4 shows that the fiscal 2007 operating allowance totals \$521,549, a \$31,324 (6.4%) increase over the fiscal 2006 working appropriation.

General funds increase by \$56,270. Personnel expenses account for \$18,462 of the increases, representing a net 8.5% increase over the fiscal 2006 working appropriation for personnel. Salaries grow 2.3%, which is consistent with the statewide average of 2.4% for increments. Health insurance for current and retired employees increases 29% over the fiscal 2006 amount, but a certain amount of the difference represents underfunding at this point in 2006. Workers compensation expenses increase significantly in fiscal 2007 because no funds were budgeted in fiscal 2006. These costs are based on prior claims experience, and until fiscal 2007 Canal Place did not have to pay toward any claims.

Exhibit 4
Governor's Proposed Budget
Canal Place Preservation and Development Authority
(\$ in Thousands)

How Much It Grows:	<u>General</u> <u>Fund</u>	<u>Special</u> <u>Fund</u>	<u>Total</u>
2006 Working Appropriation	\$265	\$225	\$490
2007 Governor's Allowance	<u>321</u>	<u>200</u>	<u>522</u>
Amount Change	\$56	-\$25	\$31
Percent Change	21.2%	-11.1%	6.4%
 Where It Goes:			
Personnel Expenses			
Employee and retiree health insurance			\$9
Increments and other compensation.....			4
Workers' compensation premium assessment.....			3
Employee retirement system.....			2
Other fringe benefit adjustments.....			1
Other Changes			
Facilities maintenance costs, particularly janitorial services			7
Building and other supplies.....			5
Land and structures, particularly building exteriors			3
Fixed charges including insurance, association dues, and subscriptions			1
Motor vehicle gas and maintenance.....			1
Telecommunications charges paid to the Department of Budget and Management.....			-6
Other			1
Total			\$31

Note: Numbers may not sum to total due to rounding.

Other budget increases include facilities maintenance costs and building and other supplies. Many of these items were reduced during fiscal 2006 to bring the budget into balance, and the 2007 allowance brings the levels up to current needs. Decreases include telecommunication charges paid to the Department of Budget and Management (DBM).

Special funds decrease by \$24,946 in the allowance due to a grant from the Maryland Heritage Areas Authority for \$25,000 that was not awarded as expected.

Issues

1. Private Development Parcel Waiting for Developer Action; Deadline Is March 2006

A portion of the Canal Place site next to the festival grounds is slated for private development. Canal Place still is in negotiations with a developer who wants to put in a 100-room hotel and restaurant on the parcel. The deadline for the developer to exercise the option to lease is March 20, 2006.

Originally, the private development parcel measured about an acre, but in 2002 Canal Place purchased an adjacent property from Cumberland Electric, adding 3.3 acres. Canal Place's ownership of the title to the new property did not become clear until fall 2005. Now Canal Place has clear title to all four properties in the parcel, and the project is in the 140-day waiting period for the developer to exercise the option to lease the new, larger size parcel.

To secure the lease, the developer must present agreements with a franchise hotel and a hotel management company, as well as proof of permanent financing. The developer would sign a 50-year ground lease and would construct and oversee all facilities on the property. The developer would receive all revenue from activity on the property during a stabilization period, typically lasting about four years. Beginning in year 5, Canal Place would receive 1.5% of gross room sale revenues, and beginning in year 11 Canal Place's share would increase to 3.5%.

In short, the private development project represents an opportunity for Canal Place to bring in revenues that can help it cover operating expenses and become self-sufficient. However, these revenues are not expected soon.

Use for Footer's Dye Works Building Still Undetermined

The historic Footer's Dye Works Building is part of the original portion of the private development parcel. The initial intended use for the building was to house a visitors center and transportation-related museum. Canal Place had a verbal agreement with Allegany County to locate its visitors center there, and the City of Cumberland said it would locate the Thrasher Carriage Museum there, but the county and city decided to not proceed with their projects.

At this point, the private developer has an architect working on conceptual plans for a chain restaurant on the first floor of the four-story Footer's Dye Works building. The upper floors could become office space, and a local history museum may be interested in one floor. The building has 8,000 gross square feet, and the site has space for parking.

Prospects for Achieving Self-sufficiency Soon Are Unclear

In the 2004 legislative session, the General Assembly added budget bill language expressing the intent that State support for Canal Place be phased out when State funded capital projects are complete. At that time, State funded projects were expected to be completed by fiscal 2008, and now they are expected to be completed by the end of fiscal 2006. However, the timeline for the private development parcel is unclear, and the C&O Canal rewatering is not scheduled for completion until 2009.

Project delays have prolonged movement toward economic self-sufficiency for Canal Place. Indeed, the \$50,000 deficiency appropriation for fiscal 2006 indicates that Canal Place still is quite reliant on State support. **The Department of Legislative Services recommends that Canal Place comment on the likelihood of the developer exercising the option to lease. Canal Place also should comment on contingency plans if the developer does not lease the parcel and overall prospects for self-sufficiency.**

Recommended Actions

1. Concur with Governor's allowance.

Updates

1. Project Status – 20 Projects Completed, Four to Go

Since construction efforts began in 1996, Canal Place has completed 20 projects: 17 managed by Canal Place, one by the City of Cumberland (a sewer line project), and two by the National Park Service (an exhibit center and wayside exhibits).

Four projects remain to be completed. Canal Place-managed projects include the Crescent Lawn Festival Grounds and the parking lot construction. The U.S. Army Corps of Engineers is managing the C&O Canal project, and a private developer will manage construction on the private development parcel. **Exhibit 5** shows the status of recent and future projects. **Exhibit 6** shows the total capital investment amounts from fiscal 1995 projected through 2008.

Exhibit 5 Summary of Current and Future Canal Place Projects

	<u>Funding</u>	<u>Start Date</u>	<u>Expected Completion</u>	<u>Comments</u>
Acquisition of Atlantic Broadband Property	\$63,000	September 1999	July 20, 2005	Settlement July 20, 2005. The Board of Public Works granted approval May 11, 2005.
Site Signage Program	\$38,402	January 2001	November 2005	Includes all directional, informational, parking lot, entrance marquee, and archway signs.
Rewatered C&O Canal Basin and ¼ Mile Canal Prism	\$15,000,000	1999	May 2006	Federal project – Units 1 & 2 pump station, piping, basin & ¼ mile prism completed. Final grading, seeding, and watering scheduled for spring 2006. This will provide waterfront space for the Crescent Lawn festival area. It will enable canoes and kayaks to go on the canal and, with the water drained down to one foot deep, wintertime ice skating if it is cold enough.
Parking Lot Construction	\$214,185	February 2006	May 2006	Historic inventory completed by January 6, 2006. Inventory to city Historic Preservation Commission Feb. 8, 2006.
Crescent Lawn Festival Grounds	\$5,978,000	January 2000	June 2006	Phase I completed May 1, 2003. Phase II (boathouse, plaza extension, and performance stage) underway and expected to be completed June 2, 2006.
Private Development	\$16,000,000	January 2001	Spring 2008	Hotel, restaurant, and parking. Hotel groundbreaking expected March 1, 2006.
Rewatered One Mile Canal Prism	\$10,000,000	Spring 2006	Spring 2009	Federal project – Units 3 & 4; This project has to be completed before boat rides can begin.

Project status as of December 7, 2005.

Source: Canal Place Preservation and Development Authority

Exhibit 6
Capital Investment Summary
Funding Received Fiscal 1995 – Projected 2008

State Funds	
CPPDA State (Bond & PAYGO)	\$14,325,800
MHAA (State)	153,000
POS (State)	1,325,000
Subtotal State Funds	\$15,803,800
Federal Funds	
ISTEA (Federal)	1,150,000
ARC (Federal)	300,000
NPS (Federal)	1,213,000
USACE (Federal)	20,675,000
EPA (Federal)	5,000,000
Subtotal Federal Funds	\$28,338,000
Private Funds	12,100,000
Total	\$56,241,800

ARC = Appalachian Regional Commission
CPPDA = Canal Place Preservation and Development Authority
EPA = Environmental Protection Agency
ISTEA = Intermodal Surface Transportation Efficiency Act
MHAA = Maryland Heritage Areas Authority
NPS = National Park Service
POS = Program Open Space
USACE = U.S. Army Corps of Engineers

Source: Canal Place Preservation and Development Authority, as of December 23, 2005

Crescent Lawn Festival Grounds Expected to Be Completed June 2006

Crescent Lawn will be the major public recreational area for Canal Place. The project has two phases and includes the construction of festival grounds, an amphitheater, canal basin plaza, interpretive entryway, and building complex. Design and engineering work were completed in spring 2001. The first phase included the building complex and plaza and was completed May 1, 2003. The three buildings house retail shops, of which there originally were 11, but two have expanded into neighboring spaces, resulting in 9 shop spaces. Eight of the nine spaces currently are leased.

The buildings also feature public restrooms and mechanical and storage facilities. The complex includes 10,735 square feet of net retail space and annual rental revenues of \$68,105. **Exhibit 7** presents the total funding for Crescent Lawn projects.

Exhibit 7
Crescent Lawn Festival Grounds Funding

<u>Project Phase</u>	<u>Funding</u>	<u>Amount</u>
Crescent Lawn Design	State Bond Funds	\$286,325
Crescent Lawn Phase I	Fiscal 2001 PAYGO	2,000,000
Crescent Lawn Phase I	Fiscal 2002 PAYGO	1,895,564
Crescent Lawn Phase II	Fiscal 2002 PAYGO	370,455
Crescent Lawn Archeology	Appalachian Regional Commission	150,000
Subtotal		\$4,702,344
Crescent Lawn Phase II	State Bond Funds	1,253,000
Total		\$5,955,344

Source: Canal Place Preservation and Development Authority as of December 20, 2005

Parking Lot Construction Expected to Be Completed May 2006

In July 2005, Canal Place purchased the Atlantic Broadband Property, formerly Charter property, for the construction of a new surface parking lot with approximately 75 spaces. Once a historic inventory is completed and reviewed by the City of Cumberland, Canal Place intends to demolish existing buildings on the site and begin construction of the surface parking lot. The project is expected to be completed in May 2006.

Rewatered C&O Canal Expected to Be Completed Spring 2009

The C&O Canal project involves rebuilding the original canal boat basin within the Crescent Lawn space and rewatering the last 2.1 miles of the canal. When complete, the project will enable the National Park Service to offer boat rides down the canal.

The U.S. Congress passed a bill in 1999 authorizing \$15 million for the canal rewatering. The U.S. Army Corp of Engineers (USACE) completed the engineering and construction documents for the project. The federal fiscal 2002 budget provided USACE with \$650,000 to begin the construction. Phase I for the rewatering of the C&O Canal began in December 2003. The contract was for \$1.8 million and included replacement of a three-foot storm sewer line, construction of canal

D90U00 – Canal Place Preservation and Development Authority

basin walls adjacent to Crescent Lawn, and installation of piping from the Potomac River to the inlet lock of the basin. Phase I was completed in December 2004.

Phase II will follow Phase I with the same contractor. There is \$2.75 million in the federal budget for Phase II, and work is expected to begin in spring 2006. The overall completion with boats floating in the rewatered canal is expected by the end of fiscal 2009.

Current and Prior Year Budgets

Current and Prior Year Budgets Canal Place Preservation and Development Authority (\$ in Thousands)

	<u>General Fund</u>	<u>Special Fund</u>	<u>Federal Fund</u>	<u>Reimb. Fund</u>	<u>Total</u>
Fiscal 2005					
Legislative Appropriation	\$249	\$196	\$0	\$0	\$445
Deficiency Appropriation					
Budget Amendments	3	25	0	0	28
Reversions and Cancellations	0	0	0	0	0
Actual Expenditures	\$252	\$221	\$0	\$0	\$473
Fiscal 2006					
Legislative Appropriation	\$262	\$225	\$0	\$0	\$487
Budget Amendments	3	0	0	0	3
Working Appropriation	\$265	\$225	\$0	\$0	\$490

Note: Numbers may not sum to total due to rounding.

Fiscal 2005

CPPDA finished fiscal 2005 at \$28,384 above its legislative appropriation. General funds increased by \$3,384 through budget amendment due to the State employee \$752 cost-of-living adjustment that had been budgeted in DBM and subsequently distributed to each agency. Special funds increased by \$25,000 due to use of prior year fund balance and additional grants from the Maryland Heritage Areas Authority.

Fiscal 2006

In fiscal 2006, general funds increase \$2,751 due to the 1.5% State employee cost-of-living adjustment that had been budgeted in DBM and subsequently distributed to each agency.

Audit Findings

Audit Period for Last Audit:	August 13, 2001 – December 13, 2004
Issue Date:	March 2005
Number of Findings:	1
Number of Repeat Findings:	0
% of Repeat Findings:	0%
Rating: (if applicable)	

Finding 1: Contractual services totaling approximately \$538,000 were procured without obtaining competitive bids. In addition, service contract documents often excluded critical data, such as specific contractor duties and responsibilities, the basis for payment, and a description of services rendered.

Capital Investment Summary – Funding Received

	<u>Amount</u>	<u>Source</u>	<u>Amount</u>	
FY 95				
1. Station Interior	\$114,700	MCCBL 94*	\$114,700	
2. Crescent Lawn Master Plan, Design	66,325	MCCBL 94	66,325	
3. Signage Plan	22,500	MCCBL 94	22,500	
4. Phase II Parking Lot Construction	36,600	MCCBL 94	36,600	
5. Footer Dye Works Stabilization	4,995	MCCBL 94	4,995	
6. Canal Boat Replica Placement & Stabilization	<u>54,880</u>	MCCBL 94	<u>54,880</u>	
FY 95 Total	\$300,000		\$300,000	
FY 96				
1. Elevator	400,000	MCCBL 95	150,000	ISTEA 150,000 Private 100,000
2. Bauer Acquisition	1,325,000		POS (State) 1,325,000	
3. Bauer Demolition	60,100	MCCBL 95	60,100	
4. Wills Creek Esplanade	910,900	MCCBL 95	910,900	
5. Footer Dye Works Acquisition & Stabilization	511,613	MCCBL 95	511,613	
6. Canal Boat Replica Placement & Stabilization	1,620	MCCBL 95	1,620	
7. Phase II Parking Lot Construction	34,375	MCCBL 95	34,375	
8. Phase I Parking Lot Construction	<u>2,392</u>	MCCBL 95	<u>2,392</u>	
FY 96 Total	\$3,246,000		\$1,671,000	
FY 97				
1. Wills Creek Esplanade	470,719	MCCBL 96	470,719	
2. Canal Boat Replica Placement & Stabilization	9,000	MCCBL 96	9,000	
3. Phase II Parking Lot Construction	89,301	MCCBL 96	89,301	
4. WMRS Interior Renovation	557,722	MCCBL 96	557,722	
5. WMRS Exterior/Sculpture	75,000	MCCBL 96	75,000	
6. Signage	1,800	MCCBL 96	1,800	
7. Trestle Walk Proj/Electrical Feed to Cres Lawn	7,200	MCCBL 96	7,200	
8. Phase I Parking Lot Construction	<u>114,258</u>	MCCBL 96	<u>114,258</u>	
FY 97 Total	\$1,325,000		\$1,325,000	

	<u>Amount</u>	<u>Source</u>	<u>Amount</u>
FY 98			
1. WMRS Interior Renovation	527,054	MCCBL 97	527,054
2. Trestle Walk	1,893,564	MCCBL 97	643,564
3. Phase II Parking Lot Construction	15,382	MCCBL 97	15,382
4. USACE Canal Rewatering	<u>375,000</u>	Federal	
FY 98 Total	\$2,811,000		\$1,186,000
FY 99 Total			
1. Wills Creek Esp Phase II & Pedestrian Bridge	837,842	MCCBL 98	837,842
2. WMRS Interior Renovation	221,972	MCCBL 98	221,972
3. WMRS Exterior Renovation	837,856	MCCBL 98	837,856
4. Crescent Lawn Archeology	150,000		ARC (Federal) 150,000
5. Phase II Parking Lot Construction	<u>126,130</u>	MCCBL 98	<u>126,130</u>
FY 99 Total	\$2,173,800		\$2,023,800
FY 00			
1. Canal Boat Replica Placement & Stabilization	40,000		MHAA (State) 40,000
2. Crescent Lawn Design	220,000	MCCBL 99	220,000
3. Property Acquisition	<u>675,000</u>	PAYGO FY00	<u>675,000</u>
FY 00 Total	\$935,000		\$895,000
FY 01			
1. Crescent Lawn Festival Grounds Phase I	2,000,000	PAYGO FY01	2,000,000
2. Phase I Parking Lot Construction	224,000	PAYGO FY01	224,000
3. NPS - Exhibit Center	<u>1,200,000</u>		<u>0</u> NPS 1,200,000
FY 01 Total	\$3,424,000		\$2,224,000

	<u>Amount</u>	<u>Source</u>	<u>Amount</u>	
FY 02				
1. Phase I Parking Lot Construction	3,929	PAYGO FY02	3,929	
2. Crescent Lawn Festival Grounds Phase I	1,895,564	PAYGO FY02	1,895,564	
3. Trestle Walk	16,878	PAYGO FY02	16,878	
4. Footer Dye Works Development Grant	50,000	PAYGO FY02	50,000	
5. Crescent Lawn Festival Grounds Phase II	370,455	PAYGO FY02	370,455	
6. Wall Mural	17,266	PAYGO FY02	17,266	
7. Demolition	64,600	PAYGO FY02	64,600	
8. Signage	7,308	PAYGO FY02	7,308	
Appropriation Reversion	-53,000	PAYGO FY02	-53,000	
9. USACE Canal Rewatering	<u>650,000</u>	Federal		
FY 02 Total	\$3,023,000		\$2,373,000	
FY 03				
1. Cumberland Electric Acquisition	1,058,299	PAYGO FY03	1,058,299	
2. Remaining Property Acquisition	16,701	PAYGO FY03	16,701	
3. Combined Sewer Operations Project	5,000,000		0	EPA Grant 5,000,000
4. USACE Canal Rewatering	3,000,000		0	USACE 3,000,000
5. NPS - Wayside Exhibits	<u>26,000</u>		0	NPS 13,000
FY 03 Total	\$9,101,000		\$1,075,000	MHAA (State) 13,000
FY 04				
1. USACE - Canal Rewatering	<u>3,000,000</u>		USACE 3,000,000	
FY 04 Total	\$3,000,000			

	<u>Amount</u>	<u>Source</u>	<u>Amount</u>
FY 05			
1. USACE - Canal Rewatering	<u>2,750,000</u>		USACE 2,750,000
FY 05 Total	\$2,750,000		
FY 06			
1. Crescent Lawn Festival Grounds Phase II	1,253,000	MCCBL 05	1,253,000
2. USACE - Canal Rewatering	<u>900,000</u>		<u>0</u> USACE 900,000
FY 06 Total	\$2,153,000		\$1,253,000
FY 07 Projected			
1. Private Development	<u>8,000,000</u>		Private 8,000,000
FY 07 Total	\$8,000,000		
FY 08 Projected			
1. Private development	4,000,000		Private 4,000,000
2. USACE - Canal Rewatering	<u>10,000,000</u>		USACE 10,000,000
FY 08 Total	<u>\$14,000,000</u>		
Total Funding Utilized to date	\$56,241,800		\$14,325,800

ARC = Appalachian Regional Commission

EPA = Environmental Protection Agency

ISTEA = Intermodal Surface Transportation Efficiency Act

MCCBL = Maryland Consolidated Capital Bond Loan

MHAA = Maryland Heritage Areas Authority

NPS = National Park Service

POS = Program Open Space

USACE = U.S. Army Corps of Engineers

WMRS = Western Maryland Railway Station

Source: Canal Place Preservation and Development Authority as of December 23, 2005

**Object/Fund Difference Report
Canal Place Preservation and Development Authority**

<u>Object/Fund</u>	<u>FY05 Actual</u>	<u>FY06 Working Appropriation</u>	<u>FY07 Allowance</u>	<u>FY06 - FY07 Amount Change</u>	<u>Percent Change</u>
Positions					
01 Regular	4.00	4.00	4.00	0	0%
Total Positions	4.00	4.00	4.00	0	0%
Objects					
01 Salaries and Wages	\$ 209,845	\$ 218,361	\$ 236,823	\$ 18,462	8.5%
03 Communication	8,106	28,095	22,411	-5,684	-20.2%
04 Travel	346	200	200	0	0%
06 Fuel & Utilities	62,431	70,458	70,458	0	0%
07 Motor Vehicles	659	400	1,500	1,100	275.0%
08 Contractual Services	159,354	157,451	165,602	8,151	5.2%
09 Supplies & Materials	16,021	10,000	15,000	5,000	50.0%
10 Equip - Replacement	1,804	0	0	0	0.0%
13 Fixed Charges	5,875	5,260	6,555	1,295	24.6%
14 Land & Structures	8,510	0	3,000	3,000	N/A
Total Objects	\$ 472,951	\$ 490,225	\$ 521,549	\$ 31,324	6.4%
Funds					
01 General Fund	\$ 252,400	\$ 264,979	\$ 321,249	\$ 56,270	21.2%
03 Special Fund	220,551	225,246	200,300	-24,946	-11.1%
Total Funds	\$ 472,951	\$ 490,225	\$ 521,549	\$ 31,324	6.4%

Note: The fiscal 2006 appropriation does not include deficiencies, and the fiscal 2007 allowance does not reflect contingent reductions.

